

## Student Life Committee Meeting Minutes

**Date:** Thursday, October 17, 2024

**Time:** 3:00 p.m.

**Location:** Boyd Conference Room

**Members Present:** Cathy Deeb, Chair; Randy Price; Darrin Martin; Luke Roberts; Jack Sheffler

**Absent:** Ed Toman

**Guests:** Ron Shidemantle, VP Student Affairs; Darrin Martin, Interim President; Anthony Tolley, BOG Member; Christina Sammaro, Director of Admissions; Dr. Craver Jones, Director of Counseling; Darrel Malamisura, Faculty

### Call to Order:

Chair Deeb called the meeting to order at 3:05 PM in the Boyd Conference Room. Ms. Deeb commented that the Biz Bash on the 16<sup>th</sup> was well attended and the students enjoyed it as well and turned the meeting over to Mr. Shidemantle.

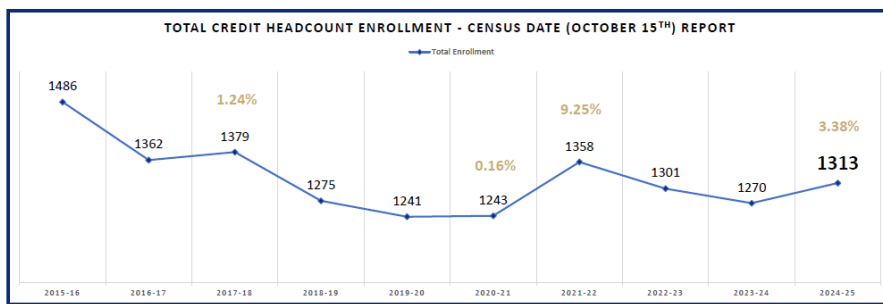
1. University Counseling Center Dr. Cravor Jones
  - a. Three Staff Members:
    - i. Jessica McDaniel, Counselor Advisor
    - ii. Rebecca Martin, Administrative Associate
    - iii. Megan Dobbs, Pre-Recovery Specialist
  - b. Areas:
    - i. Personal Counseling – service is free
      1. Students – relationships, depression
      2. All is short term counseling
      3. Can make off campus referrals
    - ii. Academic Counseling
      1. Assist Students with class schedules
      2. Assist with Registration
      3. Career Counseling/Assessments
        - a. College Foundation
        - b. Career Occupational Preference System
    - iii. Testing Services
      1. Accuplacer
      2. ACT/SAT will be required next year

2. Admissions Update

Ron Shidemantle

a. October Admissions Presentation

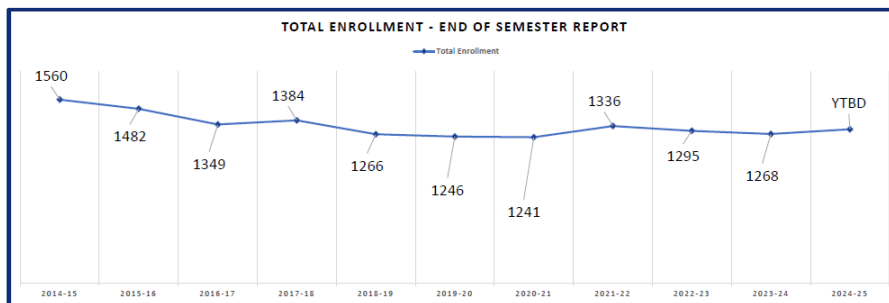
i. Census #'s – 10/15



- 1321 (4.01% increase) with the recent Dual Enrollment Additions
- 2<sup>nd</sup> largest Total Credit Headcount Enrollment increase in 10 years (3.38%)

EST. 1895

ii. Overall Enrollment #'s – See presentation for more details



- End of Semester information will be reported in December 2024

EST. 1895



**Total Enrollment Comparison**

2023-2024 Recruitment Cycle		
	8/21/23	10/15/23
Total New Students (+MBA)	383	370
Undergraduate Continuing	622	615
Readmit Undergraduate	115	106
Continuing Graduate (MBA)	9	8
Other*	170	171
<b>Total Students</b>	<b>1299</b>	<b>1270 (-2.2%)</b>


2024-2025 Recruitment Cycle		
	8/28/24	10/15/24
Total New Students (+MBA)	383	382
Undergraduate Continuing	616	598
Readmit Undergraduate	80	79
Continuing Graduate (MBA)	8	8
Other*	224	246
<b>Total Students</b>	<b>1311</b>	<b>1313</b>
	<b>+0.92%</b>	<b>+3.38%</b>

- 1321 enrolled students is the enrolled number after the Census Date reporting (or a 4.01% increase)

EST. 1895

- b. New Staff:
  - i. Both are BSU Alumni
    - 1. Robert Brown – Admissions Counselor
    - 2. Michelle Lawson – Admissions Counselor
- 3. Fall 2024 Events & Programs Ron Shidemantle
  - a. Mini Fall Career Fair – September 4, 2024
  - b. National Suicide Prevention Week – September 8-14, 2024
  - c. Homecoming – October 26th
  - d. National First-Generation Day – Friday, November 8, 2024
  - e. University Open House – Saturday, November 9, 2024
  - f. Thanksgiving Break 2024 – November 25-29, 2024
  - g. Fall Almost Midnight Breakfast – Friday, December 6, 2024
  - h. Last Day of Fall Classes – Friday, December 6, 2024
  - i. Residence Hall Closes for Winter Break – Friday, December 13, 2024
- 4. **Adjournment:** Chair Deeb made a motion to adjourn the housing committee meeting.  
Meeting was adjourned at 4:00 PM

Minutes submitted by: Jeanne Moricle, Board Liaison



## ACADEMIC ADVISING

The Counseling Center staff serves as academic advisors to first-year students and students with undeclared majors. Individual advising is provided to help students assess educational and vocational skills, program choices, and to facilitate development that will enhance the overall educational experience.

### STUDY SKILLS

Study skills are an important part of the Counseling Center program. Excellent study skills are necessary for good academic performance. Students can request assistance in developing study skills from the Counseling Center staff.

## OUR MISSION

The B-State Counseling Center has a mission to provide services and programs that support students as they fulfill their academic, career, and personal goals. The Center offers students a caring environment for scheduling classes, career development, serving mental health needs by assisting in the resolution of personal conflicts, and developing good study habits.

### TESTING SERVICES

Bluefield State is an approved testing center for the ACCUPLACER, the American College Testing Program (ACT), the College Level Examination Program (CLEP), Defense Activity for Non-Traditional Education Support (DANTES), and the Test of Essential Academic Skills (TEAS).

Information concerning registration and administration of these examinations can be obtained from the Counseling Center.


Registration information for the Graduate Management Admission Test (GMAT), the Graduate Record Examination (GRE), the Law School Admission Test (LSAT), Medical College Admission Test (MCAT), and the PRAXIS is also available.

The Counseling Center offers free proctoring for currently enrolled and former students who must take correspondence, licensure, and certification exams.

### PERSONAL COUNSELING

Professional counselors are available to help students work through a wide variety of issues that they might be facing during their college experience with three specific objectives:

- to help students understand themselves and learn new ways of solving problems, resulting in improved problem solving skills;



**EXCELLENT STUDY SKILLS ARE NECESSARY FOR GOOD ACADEMIC PERFORMANCE**

- to offer support to students, leading to an improvement in mental health and relationships;

- to show students ways of coping with personal challenges, resulting in increased self-awareness and the ability to effectively handle difficult situations.

# SUICIDE AWARENESS

Suicide is often a cry for help, and the thought of harming oneself can be related to many personal issues: family problems, depression, substance abuse/use, and physical illness are just a few causes. Unfortunately, for people between the ages of 10-24, suicide is the third leading cause of death. Let's reverse this trend!

If you are having thoughts of harming yourself, or you know of a friend or acquaintance you think might be considering suicide, get help quickly. Don't ignore the threat! Contact a member of the Counseling Center staff, a family member, health professional, another friend, instructor, or staff member and discuss your thoughts, feelings, and concerns with that person.

## THERE ARE NUMEROUS PUBLIC RESOURCES TO HELP:

- Southern Highlands Mental Health Crisis Center  
Princeton, WV | Available 24/7  
Call 304-425-5682 or 1-800-615-0122
- FMRS Health Systems, Inc.  
101 S Eisenhower Dr, Beckley, WV 25801  
Monday – Friday, 8AM to 5PM | (304) 256-7100
- The Behavioral Health Pavilion of the Virginias  
1333 Southview Drive, Bluefield, WV  
24-Hour Crisis and Referral | 304-325-4681
- National Suicide Prevention Hotline  
1-800-273-TALK (273-8255) | 24/7 services.

Anyone struggling with substance abuse issues, depression, or suicide call 1-844-HELP4WV for treatment assistance. For additional suicide and referral information, visit ULifeline.



## CONTACT US

Counselors are available on the Bluefield and Beckley campuses to serve students. We offer a caring and confidential environment for personal counseling, advising and class scheduling, testing services, and for developing good study habits. The services and programs of the counseling center are designed to enable students to find new ways of problem solving.

Counselors are available from 8:00 a.m. to 4:00 p.m. for students who wish to drop by and discuss personal issues. Appointments can be made by calling the Counseling Center, or visiting the website to request to meet with a Counselor in person



Bluefield State University


304 Conley Hall  
219 Rock Street | Bluefield, West Virginia  
304-327-4444



[bluefieldstate.edu/counseling](http://bluefieldstate.edu/counseling)



Bluefield State  
UNIVERSITY



# COUNSELING CENTER



Bluefield State  
UNIVERSITY  
EST. 1895

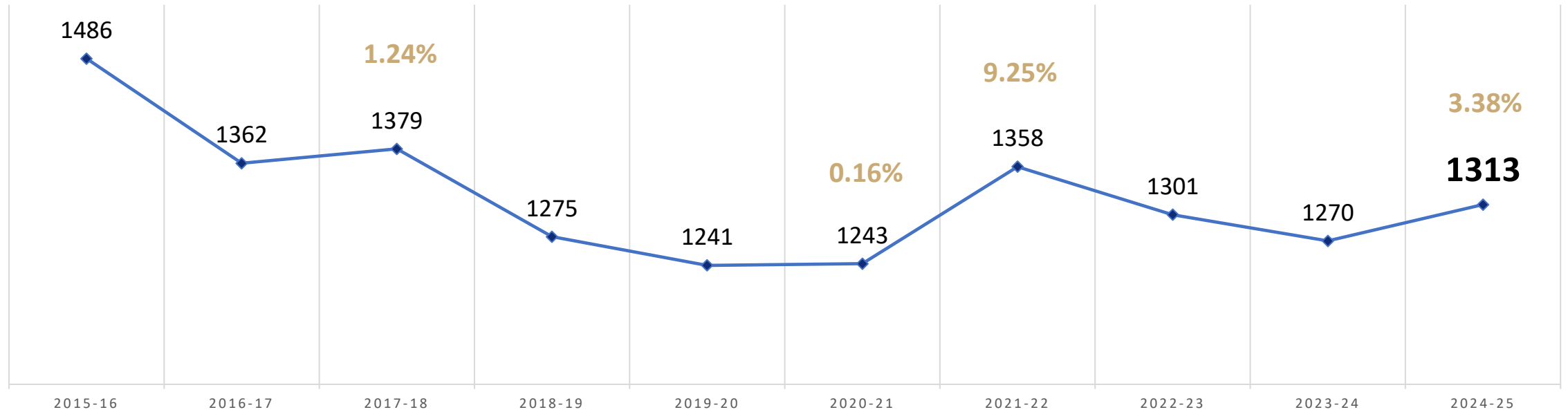
# Enrollment Data

October 2024

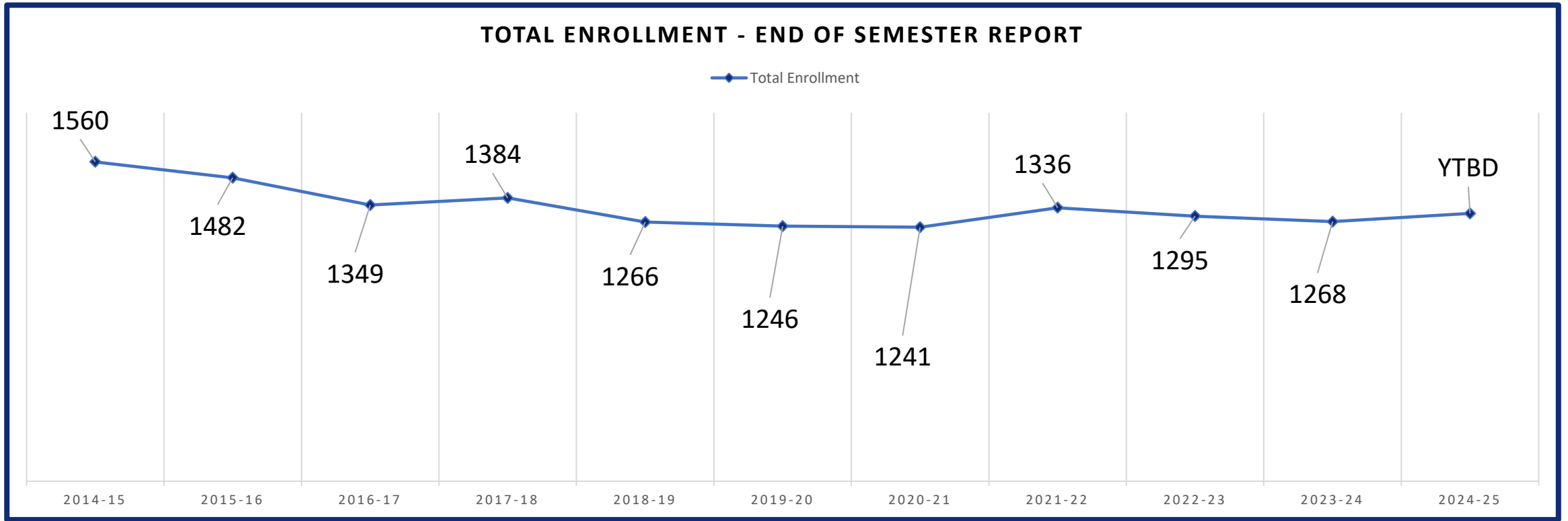


### TOTAL CREDIT HEADCOUNT ENROLLMENT - CENSUS DATE (OCTOBER 15<sup>TH</sup>) REPORT

◆ Total Enrollment



- 1321 (4.01% increase) with the recent Dual Enrollment Additions
- 2<sup>nd</sup> largest Total Credit Headcount Enrollment increase in 10 years (3.38%)



- End of Semester information will be reported in December 2024





# Total New Student Comparison

## 2023-2024 Recruitment Cycle

	<u>8/21/23</u>	<u>10/15/23</u>
New Students	235	216*
New Transfer Students	131	133
New Graduate Students	17	21
Total New Students	<b>383</b>	<b>370</b>

\* *First-Time Freshmen*

## 2024-2025 Recruitment Cycle

	<u>8/28/24</u>	<u>10/15/24</u>
New Students	221	218* (0.92%)
New Transfer Students	146	148 (11.27%)
New Graduate Students	16	16
Total New Students	<b>383</b>	<b>382</b>
	<b>0%</b>	<b>3.24%</b>

\**First Time Freshman*

- 219 First-Time Freshman have been reported after the Census Date submission (a 1.38% increase)



# Beckley Campus

10/16/23

Continuing	91
Graduate	0
New Students	28
New Transfer Students	27
Provisional Students	2
Readmit	20
Special Teacher/Certification	0
Transient	0
<b>Campus Total</b>	<b>168</b>

10/16/24

Continuing	77	-15.38%
Graduate	0	
New Students	36	28.57%
New Transfer Students	24	-11.11%
Provisional Students	3	50.00%
Readmit	15	-25.00%
Special Teacher/Certification	1	100.00%
Transient	0	
<b>Campus Total</b>	<b>156</b>	<b>-7.14%</b>



# Total Dual Enrollment (High School Student) Program Data

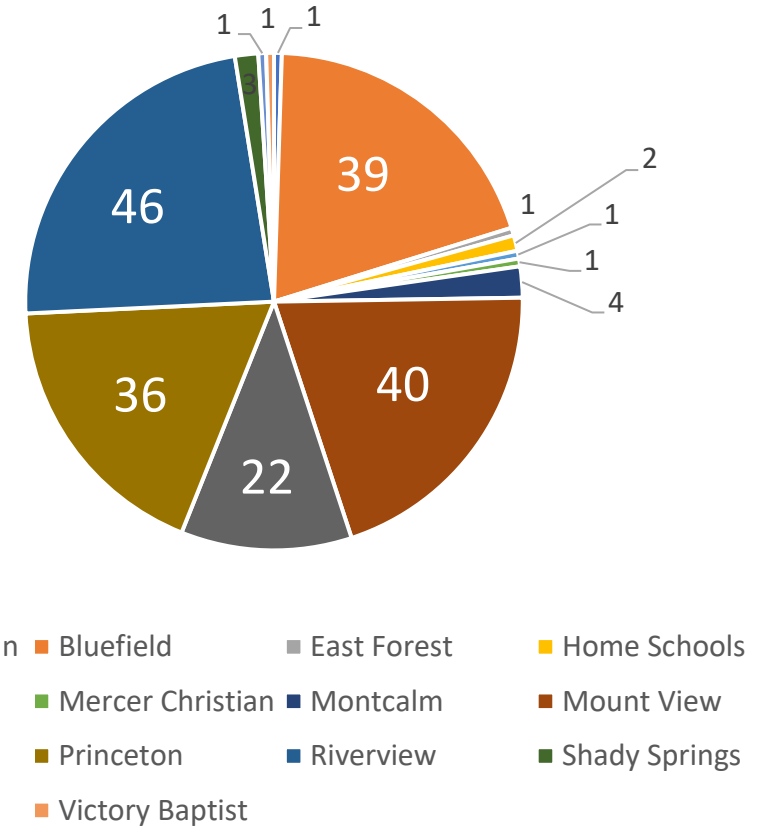
27 Offerings | \$75.00 Per Credit Hour | WV is paying for pathway students

- 3 In-Person Courses (1 Bluefield & 2 Mercer County Vocational School (McTech))
- 24 On-Line Courses

## 14 Locations

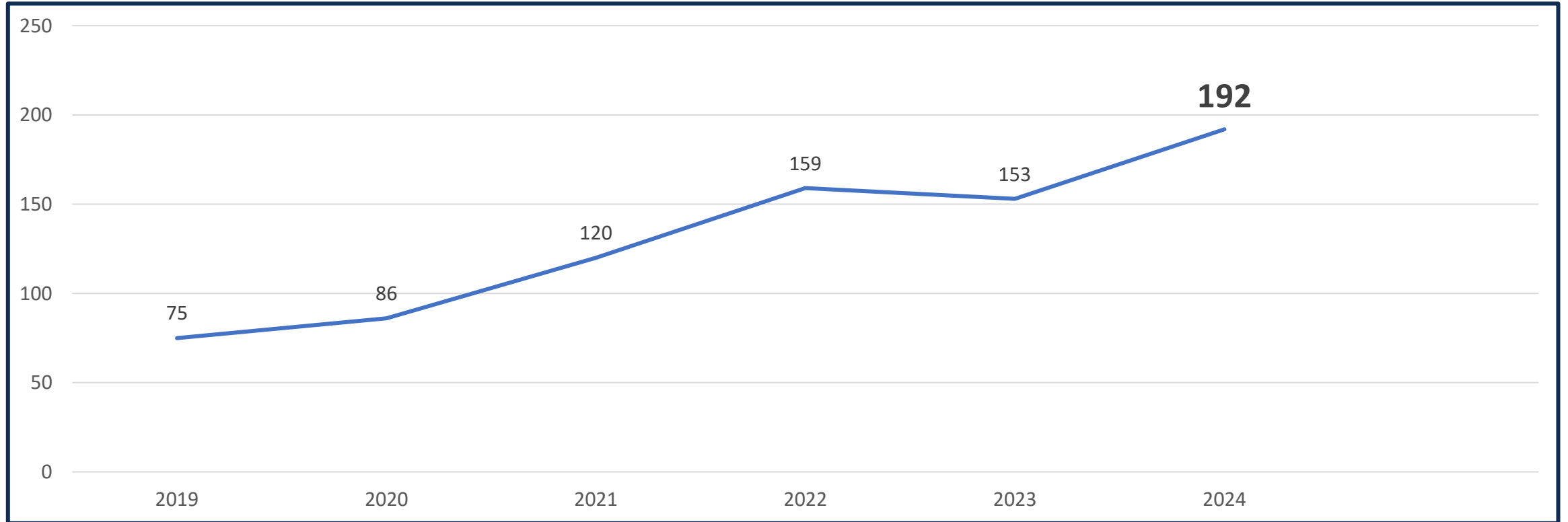
## 198 Enrollment

- Ballard Christian 1
- **Bluefield High School 39**
- East Forest High School 1
- Home Schools (On-Line) 2
- James Monroe High School 1
- Mercer Christian 1
- Montcalm High School 4
- **Mount View High School 40**
- Pikeview High School 22
- Princeton High School 36
- **Riverview High School 46**
- Shady Springs High School 3
- Tazewell High School 1
- Victory Baptist 1





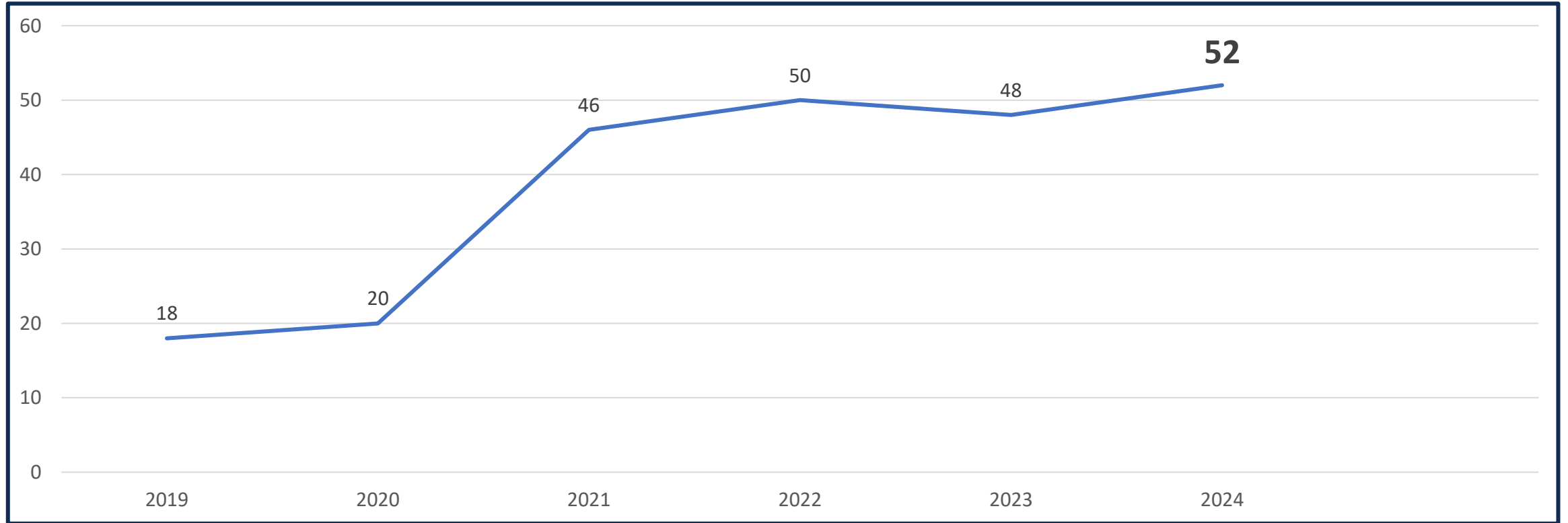
# Total Dual Enrollment (High School Student) Comparison



- 192 is a 25.49% increase from 2023 in BSU Dual Enrollment Students
- 198 (29.41% increase) is the projected actual Dual Enrollment number by the registration deadline of 10/18/24



# International Student Headcount



- 43 F1 Visa & 9 J1 Visa (Exchange UGRAD & Fulbright)



# New Student Athlete & Non Athlete

## 2023-2024 Recruitment Cycle

8/21/23

Athlete	162
Non Athlete	221
<b>Total New Students</b>	<b>383</b>

## 2024-2025 Recruitment Cycle

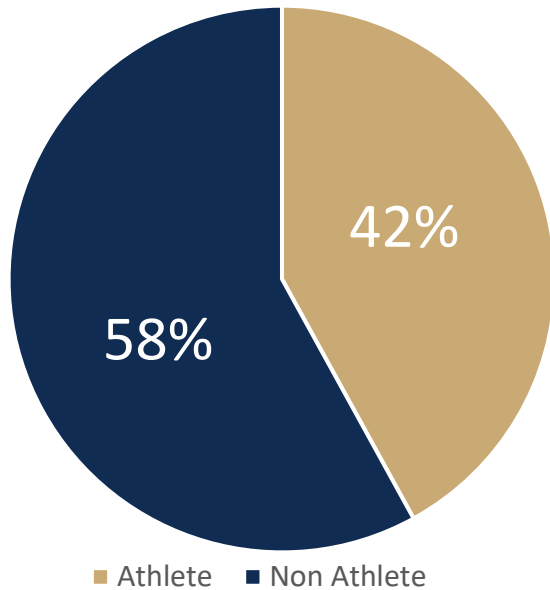
8/28/24

Athlete	157	<i>(-3.06%)</i>
Non Athlete	226	<i>(+2.26%)</i>
<b>Total New Students</b>	<b>383</b>	

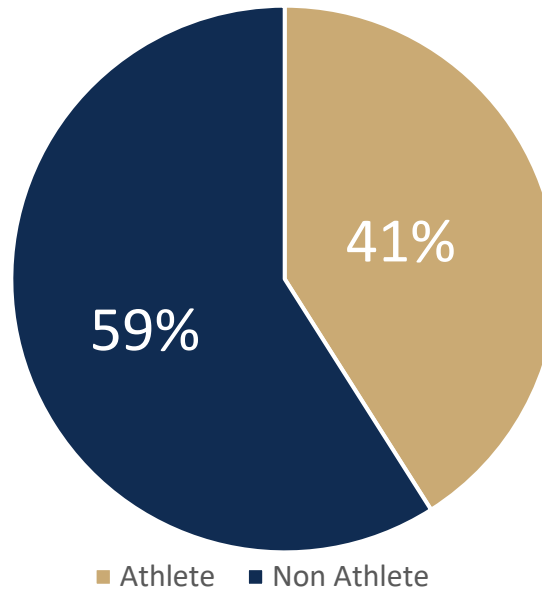


# New Student Athlete & Non Athlete

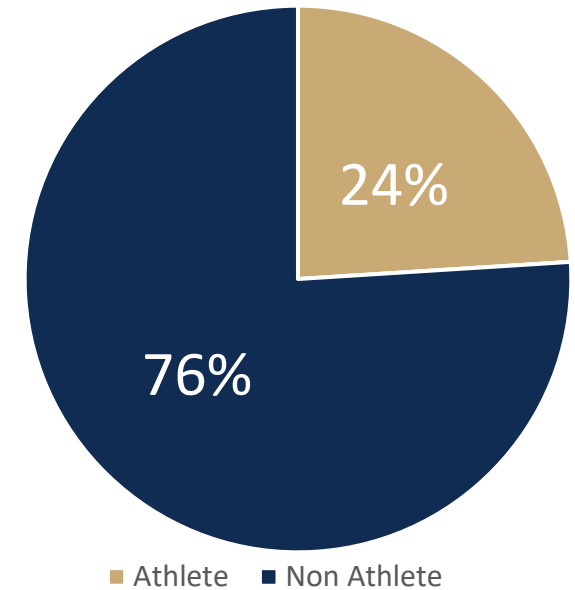
2023 – New Student



2024 – New Student



TOTAL POPULATION



- 316 Total Athletes reported on 10/16/24 is 24% of the Total Currently Enrolled Population



# Admissions Conversion Rate

## 10/15/24

		<u>Conversion Rate</u>
Accepted Students	1406	<b>27.1%</b> (382)
New Students	723	<b>30.2%</b> (218)
New Transfer	231	<b>64.1%</b> (148)

## 10/15/23

		<u>Conversion Rate</u>
Accepted Students	1257	<b>29.4%</b> (370)
New Students	634	<b>34.0%</b> (216)
New Transfer	213	<b>62.4%</b> (133)





# Total Enrollment Comparison

## 2023-2024 Recruitment Cycle

	<u>8/21/23</u>	<u>10/15/23</u>	
Total New Students (+MBA)	383	370	
Undergraduate Continuing	622	615	
Readmit Undergraduate	115	106	
Continuing Graduate (MBA)	9	8	
Other*	170	171	
Total Students	<b>1299</b>	<b>1270</b>	<b>(-2.2%)</b>

## 2024-2025 Recruitment Cycle

	<u>8/28/24</u>	<u>10/15/24</u>	
Total New Students (+MBA)	383	382	
Undergraduate Continuing	616	598	
Readmit Undergraduate	80	79	
Continuing Graduate (MBA)	8	8	
Other*	224	246	
Total Students	<b>1311</b>	<b>1313</b>	
	<b>+0.92%</b>	<b>+3.38%</b>	

- 1321 enrolled students is the enrolled number after the Census Date reporting (or a 4.01% increase)



# Fall Headcount Enrollment

## Six (6) Year Comparison

	2019	2020	2021	2022	2023	2024	
Fall Headcount Enrollment	1,241	1,243	1,358	1,301	1,270	1,313	<b>+3.38%</b>
Dual-Enrollment Students	75	86	120	159	153	192	<b>+25.49%</b>
Excluding Dual-Enrollment Students	1,166	1,157	1,238	1,142	1,117	1,121	<b>+0.35%</b>
First-Time Freshman	200	214	344	285	216	218	<b>+0.92%</b>

- 1321 enrolled students is the enrolled number after the Census Date reporting (or a 4.01% increase)



Bluefield State  
UNIVERSITY  
EST. 1895

# Enrollment Data

October 2024