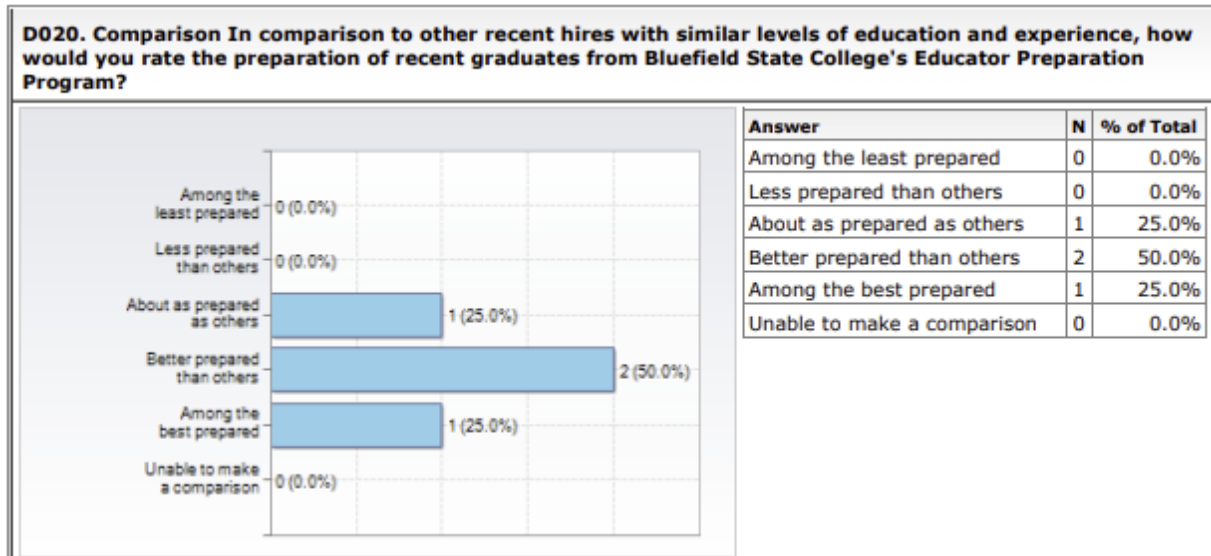


Skyfactor was used for Employer Satisfaction surveys. A link was sent via email to distribute surveys. Because an external organization, Skyfactor, was used to distribute the surveys and the number of attempted (emailed) surveys is not included the response rate is unknown. One hundred percent of the respondents, 4, were with a rural public school/organization. Three, 75% were in the state of West Virginia and one, 25% from Virginia.

When asked in comparison to other recent hires with similar levels of education and experience, how would you rate the preparation of recent graduates from Bluefield State College's Educator Preparation Program 1, 25% responded *About as prepared as others*, 2, 50%, *Better prepared than others*, and 1, 25% *Among the best prepared*.



Survey questions were scored on a scale of 1 *Not at all*, 2, 3, 4 *Moderately*, 5, 6, 7 *Extremely Satisfied*. One hundred percent of employers responded extremely satisfied (7) or more than moderately satisfied (5) on each of the ten questions. Employers scored recent graduates at 6 or 7 (Extremely satisfied) on questions related to oral communication, commitment to their job, and work ethic. Caution must be used when generalizing due to the number of responses, but overall employers indicated they are satisfied with BSU graduates.



Survey results in the order the questions appear on the actual survey

Order: 50037 > 2021-22 Benchworks Teacher Education Employer Assessment

Population: Bluefield State College > All Respondents (no filter selected) (4 responses)

**Survey Statistics:** No. Attempted =    No. Responded = 4    % Responding = Unavailable

Show up to  Question(s) per Report Page    < Prev    Report Page  of 3    Next >

**Q001. General Learning Outcomes - To what degree are you satisfied with recent graduates (i.e., graduated five or fewer years ago) from Bluefield State College's Educator Preparation Program regarding their: Analytical skills**

	N	% of Total
(1) Not at all	0	0.0%
(2)	0	0.0%
(3)	0	0.0%
(4) Moderately	0	0.0%
(5)	1	25.0%
(6)	0	0.0%
(7) Extremely	3	75.0%

% Resp = 100.0%
N = 4
Mean = 6.50
Std Dev = 0.87

**Q002. General Learning Outcomes - To what degree are you satisfied with recent graduates (i.e., graduated five or fewer years ago) from Bluefield State College's Educator Preparation Program regarding their: Critical thinking skills**

	N	% of Total
(1) Not at all	0	0.0%
(2)	0	0.0%
(3)	0	0.0%
(4) Moderately	0	0.0%
(5)	1	25.0%
(6)	0	0.0%
(7) Extremely	3	75.0%

% Resp = 100.0%
N = 4
Mean = 6.50
Std Dev = 0.87

**Q003. General Learning Outcomes - To what degree are you satisfied with recent graduates (i.e., graduated five or fewer years ago) from Bluefield State College's Educator Preparation Program regarding their: Oral communication skills**

	N	% of Total
(1) Not at all	0	0.0%
(2)	0	0.0%
(3)	0	0.0%
(4) Moderately	0	0.0%
(5)	0	0.0%
(6)	1	25.0%
(7) Extremely	3	75.0%

% Resp = 100.0%
N = 4
Mean = 6.75
Std Dev = 0.43

**Q004. General Learning Outcomes - To what degree are you satisfied with recent graduates (i.e., graduated five or fewer years ago) from Bluefield State College's Educator Preparation Program regarding their: Problem-solving skills**

	N	% of Total
(1) Not at all	0	0.0%
(2)	0	0.0%
(3)	0	0.0%
(4) Moderately	0	0.0%
(5)	1	33.3%
(6)	0	0.0%
(7) Extremely	2	66.7%

% Resp = 75.0%
N = 3
Mean = 6.33
Std Dev = 0.94

**Q005. General Learning Outcomes - To what degree are you satisfied with recent graduates (i.e., graduated five or fewer years ago) from Bluefield State College's Educator Preparation Program regarding their: Written communication skills**

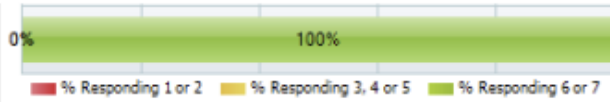
	N	% of Total
(1) Not at all	0	0.0%
(2)	0	0.0%
(3)	0	0.0%
(4) Moderately	0	0.0%
(5)	1	25.0%
(6)	0	0.0%
(7) Extremely	3	75.0%

% Resp = 100.0%
N = 4
Mean = 6.50
Std Dev = 0.87

**Q006. Employee Traits - To what degree are you satisfied with recent graduates (i.e., graduated five or fewer years ago) from Bluefield State College's Educator Preparation Program regarding their: Commitment to their current job**

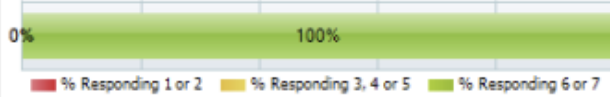
	N	% of Total
(1) Not at all	0	0.0%
(2)	0	0.0%
(3)	0	0.0%

% Resp = 100.0%
N = 4
Mean = 6.75
Std Dev = 0.43



(4) Moderately	0	0.0%
(5)	0	0.0%
(6)	1	25.0%
(7) Extremely	3	75.0%

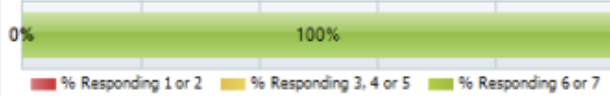
**Q007. Employee Traits - To what degree are you satisfied with recent graduates (i.e., graduated five or fewer years ago) from Bluefield State College's Educator Preparation Program regarding their: Professionalism**



	N	% of Total
(1) Not at all	0	0.0%
(2)	0	0.0%
(3)	0	0.0%
(4) Moderately	0	0.0%
(5)	0	0.0%
(6)	1	25.0%
(7) Extremely	3	75.0%

% Resp = 100.0%
N = 4
Mean = 6.75
Std Dev = 0.43

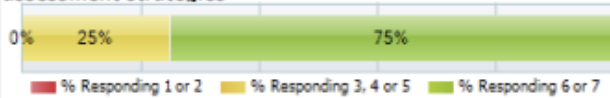
**Q008. Employee Traits - To what degree are you satisfied with recent graduates (i.e., graduated five or fewer years ago) from Bluefield State College's Educator Preparation Program regarding their: Work ethic**



	N	% of Total
(1) Not at all	0	0.0%
(2)	0	0.0%
(3)	0	0.0%
(4) Moderately	0	0.0%
(5)	0	0.0%
(6)	1	25.0%
(7) Extremely	3	75.0%

% Resp = 100.0%
N = 4
Mean = 6.75
Std Dev = 0.43

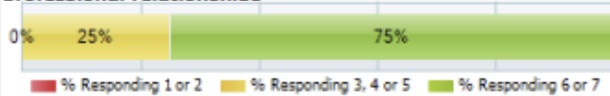
**Q009. Learning Outcomes - To what degree are you satisfied with recent graduates (i.e., graduated five or fewer years ago) from Bluefield State College's Educator Preparation Program regarding their ability to: Apply knowledge of assessment strategies**



	N	% of Total
(1) Not at all	0	0.0%
(2)	0	0.0%
(3)	0	0.0%
(4) Moderately	0	0.0%
(5)	1	25.0%
(6)	0	0.0%
(7) Extremely	3	75.0%

% Resp = 100.0%
N = 4
Mean = 6.50
Std Dev = 0.87

**Q010. Learning Outcomes - To what degree are you satisfied with recent graduates (i.e., graduated five or fewer years ago) from Bluefield State College's Educator Preparation Program regarding their ability to: Build collaborative professional relationships**



	N	% of Total
(1) Not at all	0	0.0%
(2)	0	0.0%
(3)	0	0.0%
(4) Moderately	0	0.0%
(5)	1	25.0%
(6)	1	25.0%
(7) Extremely	2	50.0%

% Resp = 100.0%
N = 4
Mean = 6.25
Std Dev = 0.83

Show up to  Question(s) per Report Page

Report Page  of 3

[back to top](#)

Report: Survey Snapshot  
Report Generated: 5/16/2022 10:54 AM

Benchworks Teacher Education Employer Assessment (Order: 50037)  
Population: Bluefield State College > All Respondents (no filter selected)