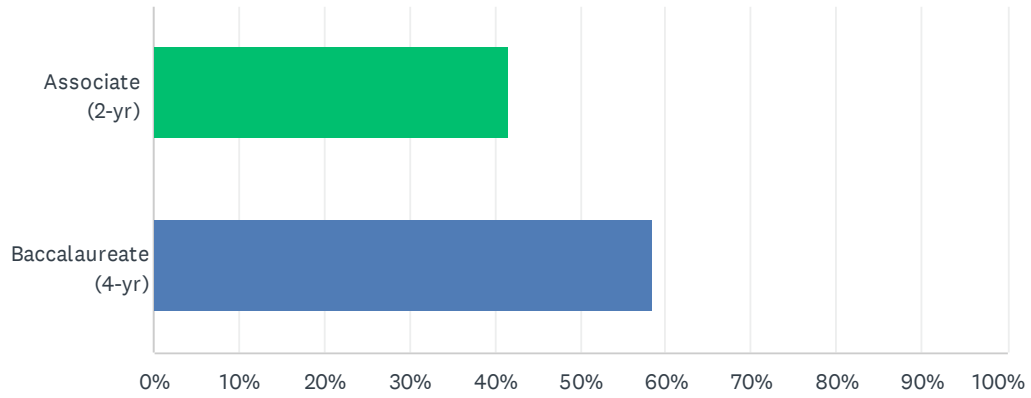


Q1 Which is the highest degree you received at Bluefield State? (Check only one)

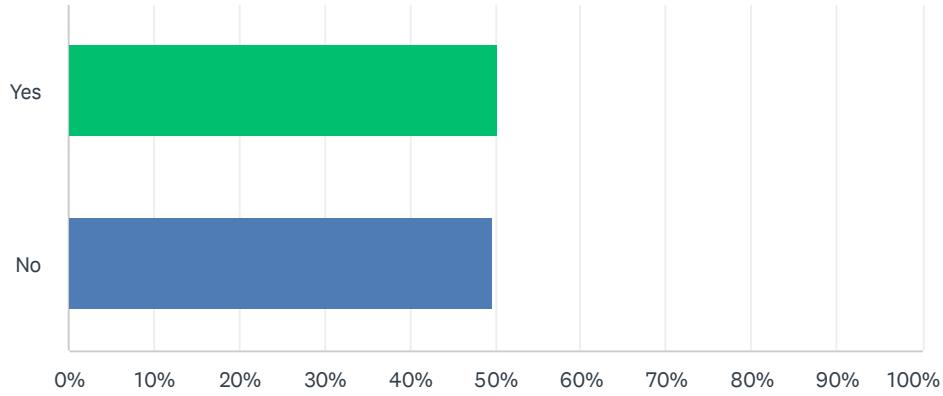
Answered: 161 Skipped: 0



ANSWER CHOICES	RESPONSES	
Associate (2-yr)	41.61%	67
Baccalaureate (4-yr)	58.39%	94
TOTAL		161

Q2 Are you a first-generation college student? In other words, are you the first in your immediate family to earn a college degree.

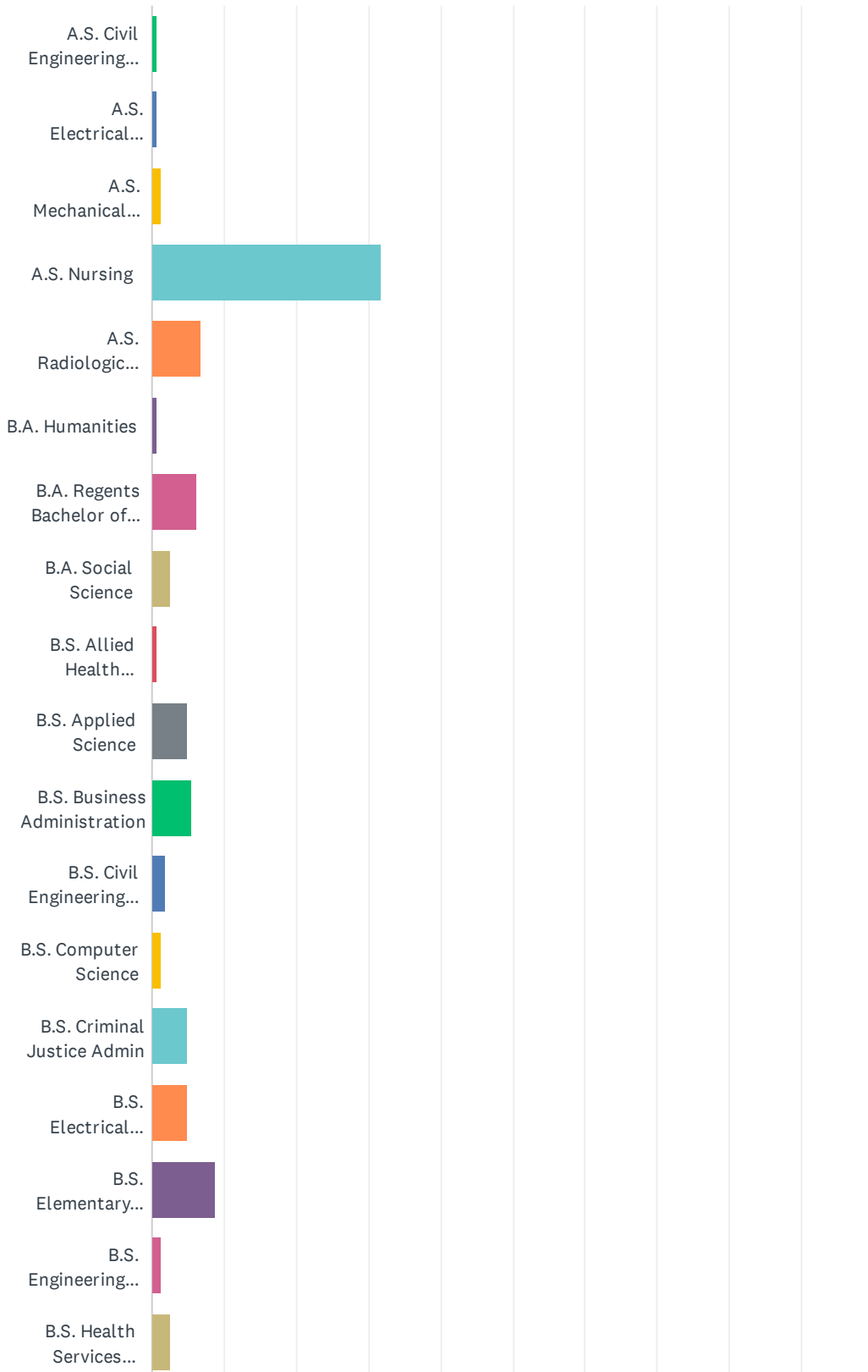
Answered: 161 Skipped: 0



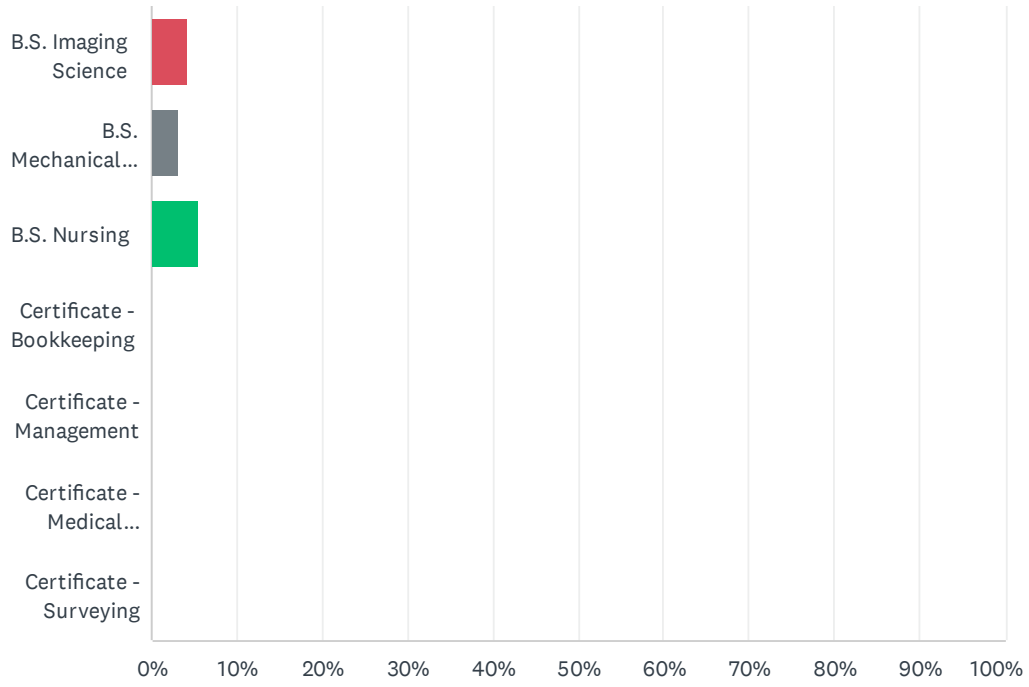
ANSWER CHOICES	RESPONSES	
Yes	50.31%	81
No	49.69%	80
TOTAL		161

Q3 Which of the following best describes the program in which you received your highest degree?

Answered: 161 Skipped: 0



B-State Graduate Exit Survey 2021

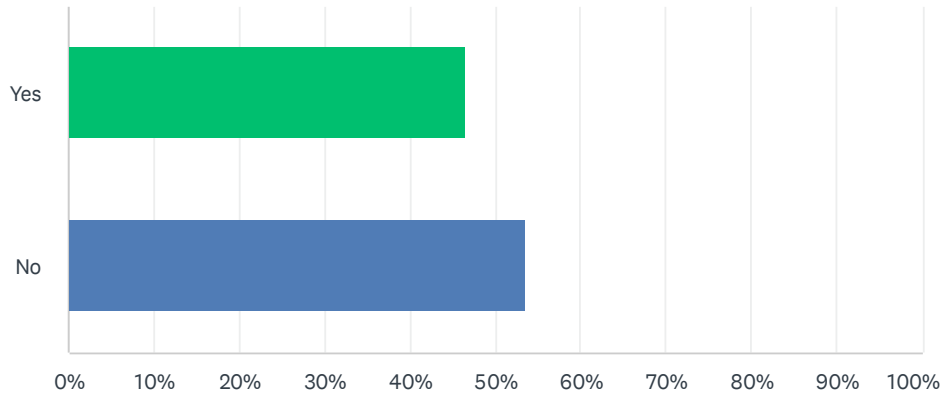


B-State Graduate Exit Survey 2021

ANSWER CHOICES	RESPONSES	
A.S. Civil Engineering Tech	0.62%	1
A.S. Electrical Engineering Tech	0.62%	1
A.S. Mechanical Engineering Technology	1.24%	2
A.S. Nursing	31.68%	51
A.S. Radiologic Technology	6.83%	11
B.A. Humanities	0.62%	1
B.A. Regents Bachelor of Arts	6.21%	10
B.A. Social Science	2.48%	4
B.S. Allied Health Education	0.62%	1
B.S. Applied Science	4.97%	8
B.S. Business Administration	5.59%	9
B.S. Civil Engineering Tech	1.86%	3
B.S. Computer Science	1.24%	2
B.S. Criminal Justice Admin	4.97%	8
B.S. Electrical Engineering Technology	4.97%	8
B.S. Elementary Education	8.70%	14
B.S. Engineering Management	1.24%	2
B.S. Health Services Management	2.48%	4
B.S. Imaging Science	4.35%	7
B.S. Mechanical Engineering Technology	3.11%	5
B.S. Nursing	5.59%	9
Certificate - Bookkeeping	0.00%	0
Certificate - Management	0.00%	0
Certificate - Medical Assistant	0.00%	0
Certificate - Surveying	0.00%	0
TOTAL		161

Q4 Do you plan to pursue a graduate (master's) degree?

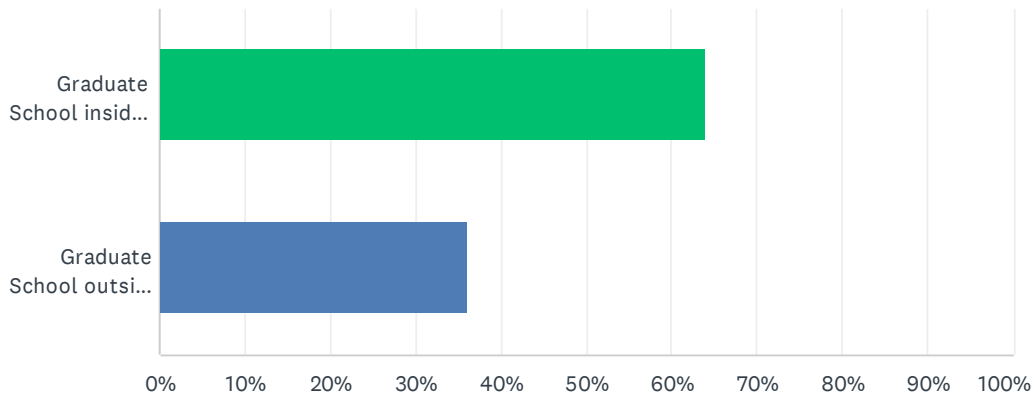
Answered: 161 Skipped: 0



ANSWER CHOICES	RESPONSES	
Yes	46.58%	75
No	53.42%	86
TOTAL		161

Q5 Where do you plan to pursue a graduate degree?

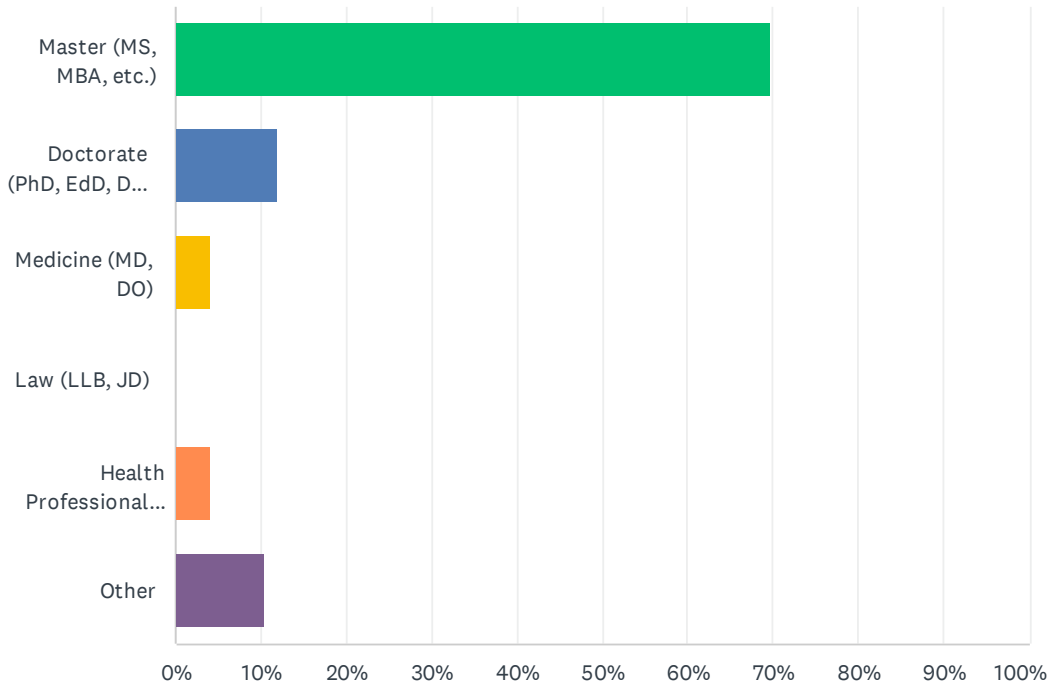
Answered: 75 Skipped: 86



ANSWER CHOICES	RESPONSES	
Graduate School inside West Virginia	64.00%	48
Graduate School outside West Virginia	36.00%	27
TOTAL		75

Q6 Which degree do you plan to pursue?

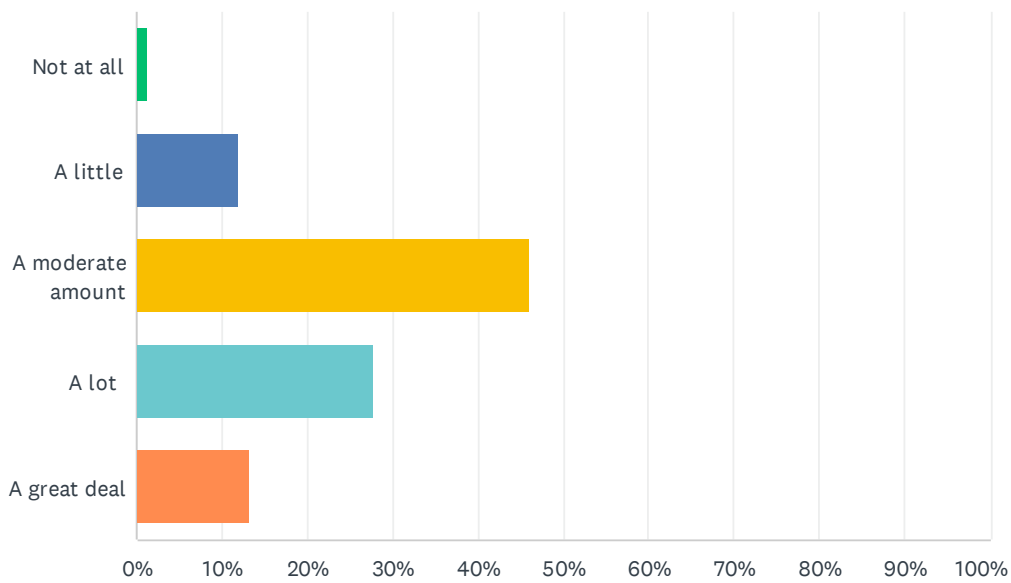
Answered: 76 Skipped: 85



ANSWER CHOICES	RESPONSES	
Master (MS, MBA, etc.)	69.74%	53
Doctorate (PhD, EdD, DA, DBA, DNP, etc.)	11.84%	9
Medicine (MD, DO)	3.95%	3
Law (LLB, JD)	0.00%	0
Health Professional (dentistry, pharmacy, podiatry, optometry, etc.)	3.95%	3
Other	10.53%	8
TOTAL		76

Q7 In general, how prepared do you feel entering your graduate program?

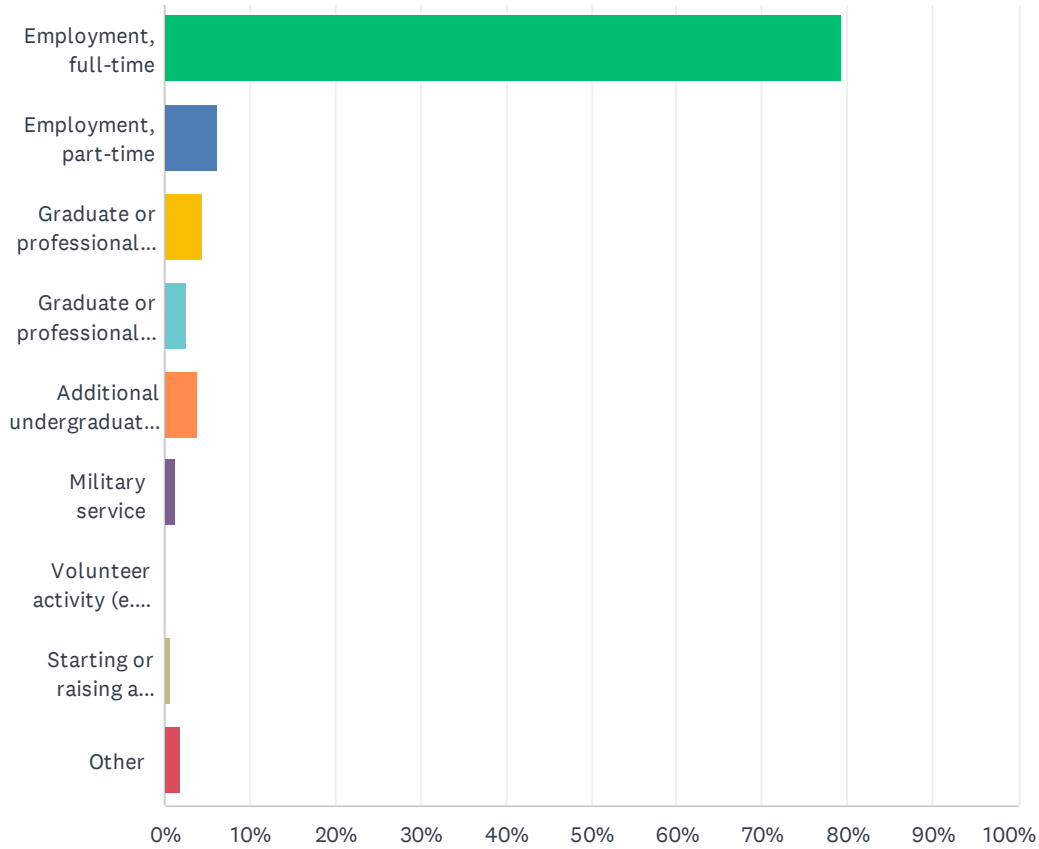
Answered: 76 Skipped: 85



ANSWER CHOICES	RESPONSES	
Not at all	1.32%	1
A little	11.84%	9
A moderate amount	46.05%	35
A lot	27.63%	21
A great deal	13.16%	10
TOTAL		76

Q8 What is MOST LIKELY to be your PRINCIPAL activity upon graduation? (select only one answer)

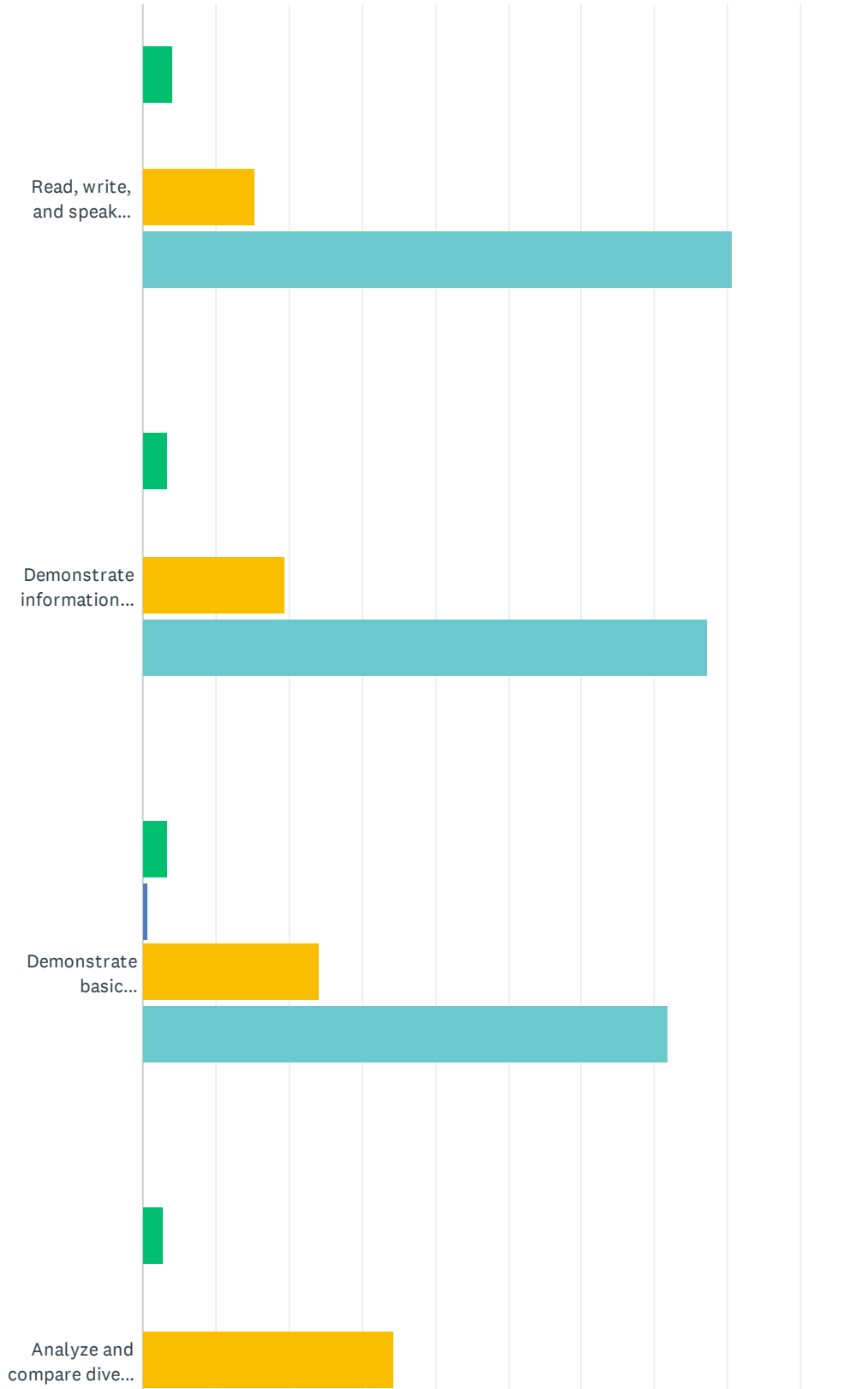
Answered: 159 Skipped: 2



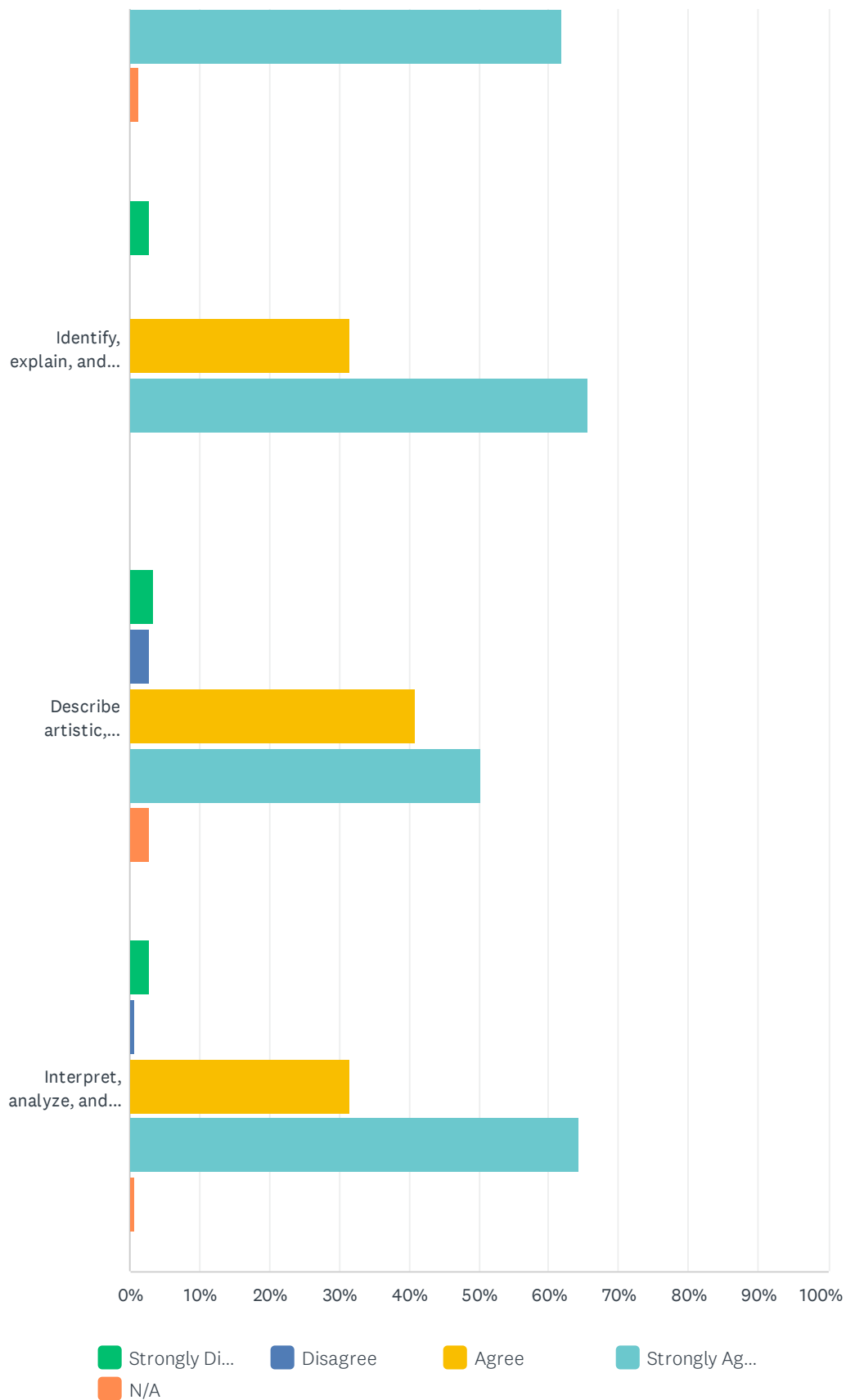
ANSWER CHOICES	RESPONSES	
Employment, full-time	79.25%	126
Employment, part-time	6.29%	10
Graduate or professional school, full-time	4.40%	7
Graduate or professional school, part-time	2.52%	4
Additional undergraduate coursework	3.77%	6
Military service	1.26%	2
Volunteer activity (e.g. Peace Corps)	0.00%	0
Starting or raising a family	0.63%	1
Other	1.89%	3
TOTAL		159

Q9 Please indicate your level of agreement with each of the following statements. I am able to...

Answered: 149 Skipped: 12



B-State Graduate Exit Survey 2021



B-State Graduate Exit Survey 2021

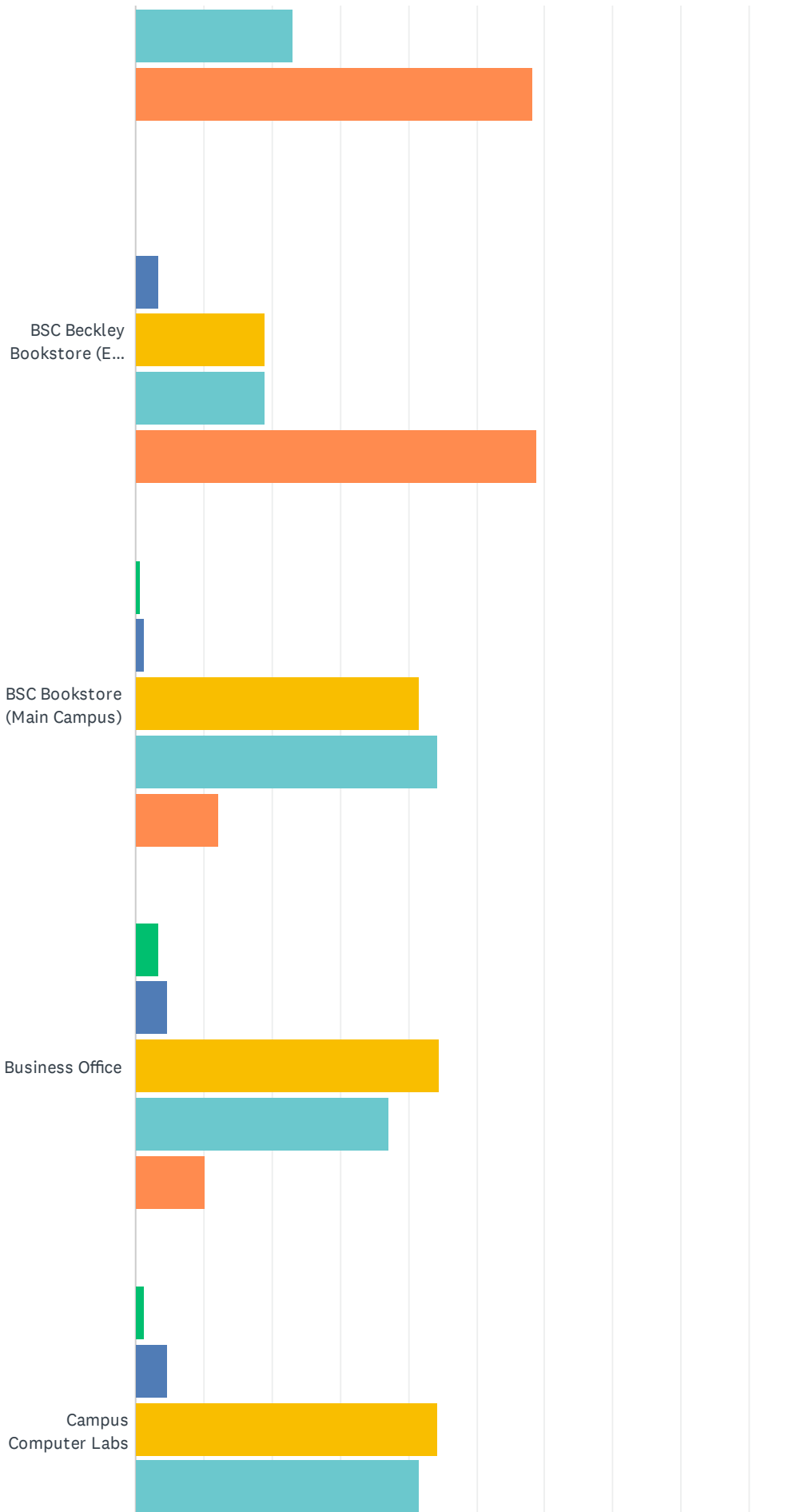
	STRONGLY DISAGREE	DISAGREE	AGREE	STRONGLY AGREE	N/A	TOTAL	WEIGHTED AVERAGE
Read, write, and speak effectively	4.03% 6	0.00% 0	15.44% 23	80.54% 120	0.00% 0	149	3.72
Demonstrate information literacy through the use of technology	3.36% 5	0.00% 0	19.46% 29	77.18% 115	0.00% 0	149	3.70
Demonstrate basic mathematical problem-solving skills	3.36% 5	0.67% 1	24.16% 36	71.81% 107	0.00% 0	149	3.64
Analyze and compare diverse societal practices and patterns	2.68% 4	0.00% 0	34.23% 51	61.74% 92	1.34% 2	149	3.57
Identify, explain, and apply scientific concepts and methods	2.68% 4	0.00% 0	31.54% 47	65.77% 98	0.00% 0	149	3.60
Describe artistic, literary, and human creativity products	3.36% 5	2.68% 4	40.94% 61	50.34% 75	2.68% 4	149	3.42
Interpret, analyze, and construct arguments	2.68% 4	0.67% 1	31.54% 47	64.43% 96	0.67% 1	149	3.59

Q10 Please indicate your level of satisfaction regarding B-State's services you have utilized.

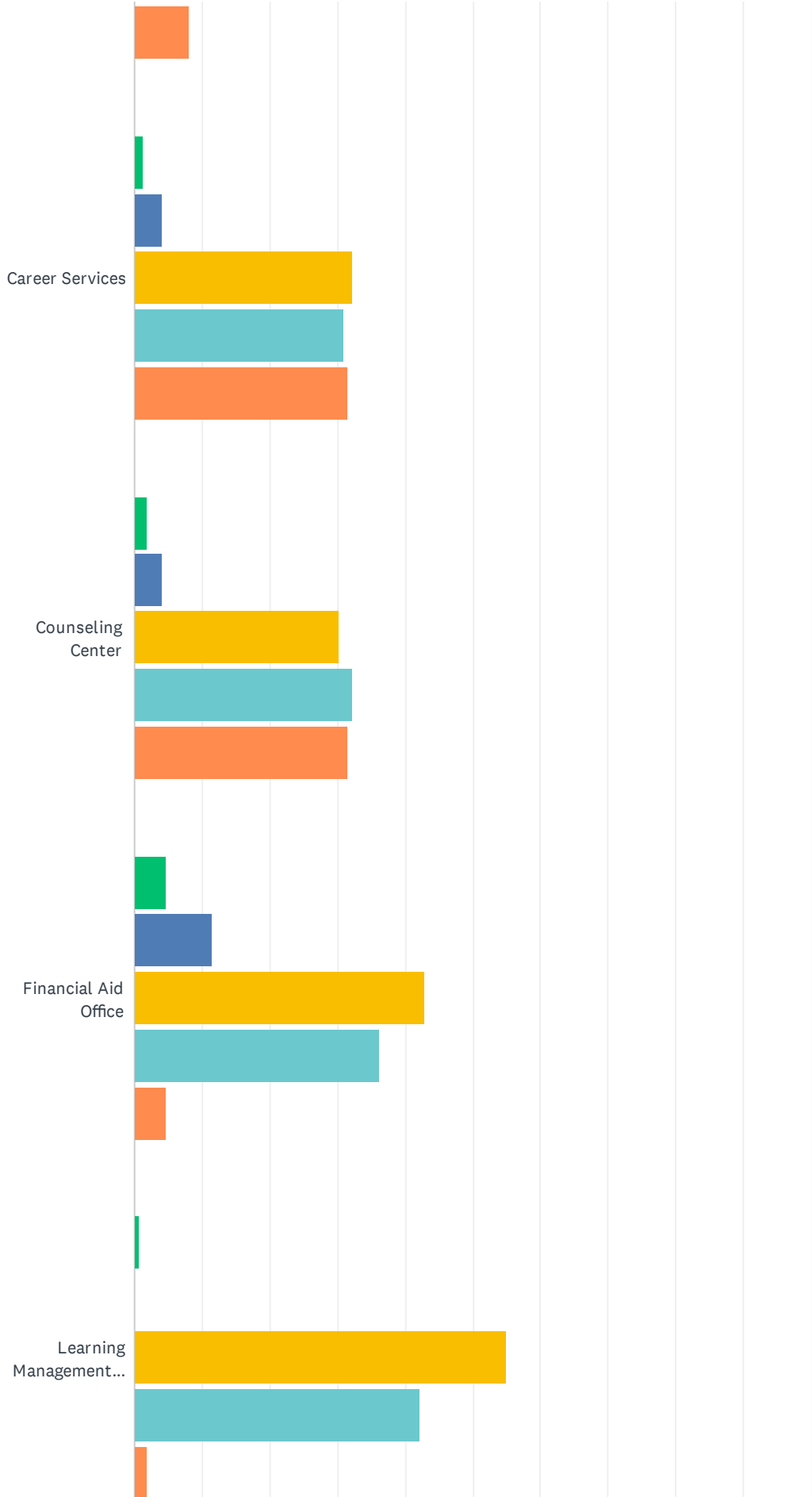
Answered: 149 Skipped: 12



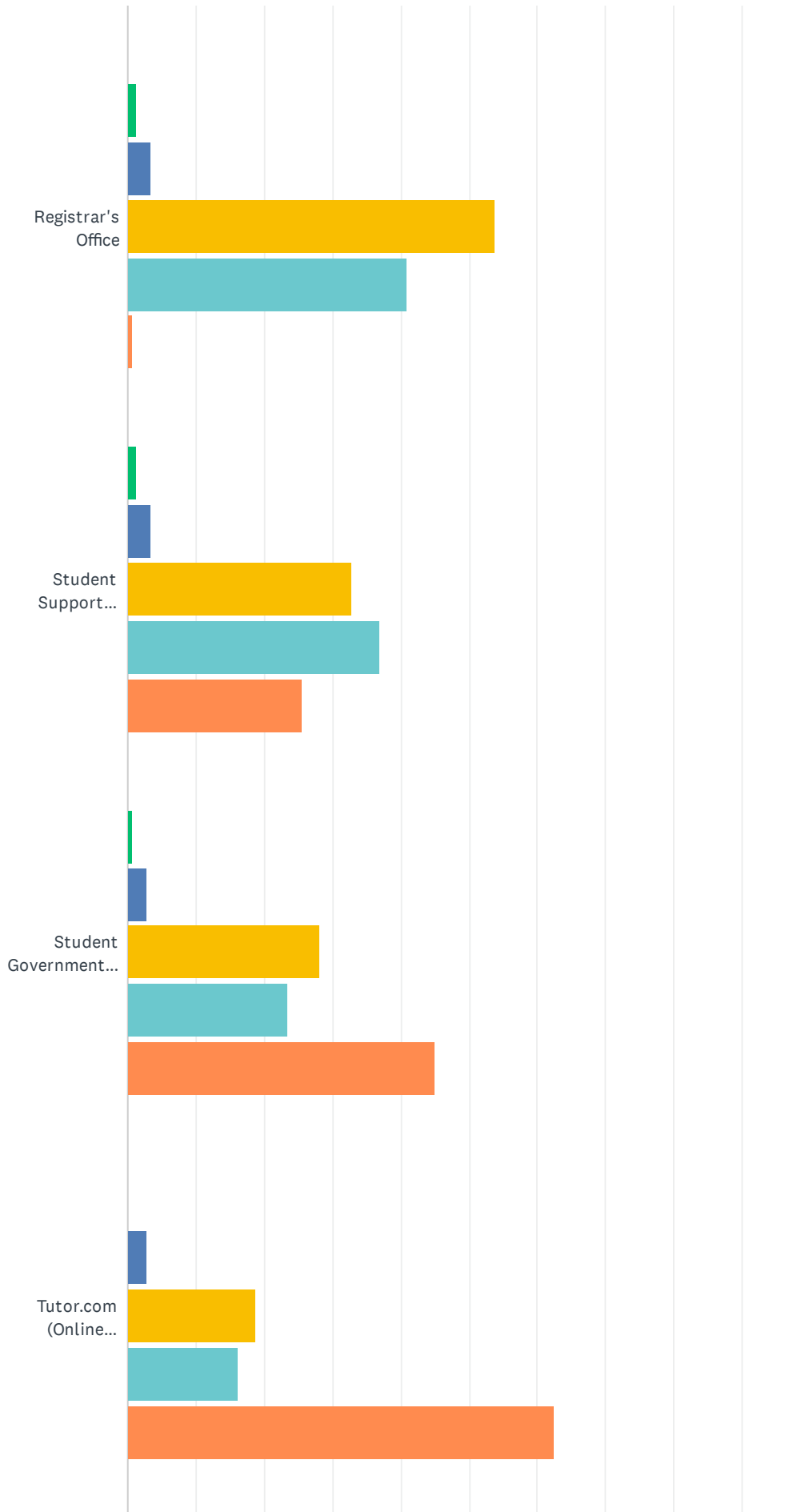
B-State Graduate Exit Survey 2021



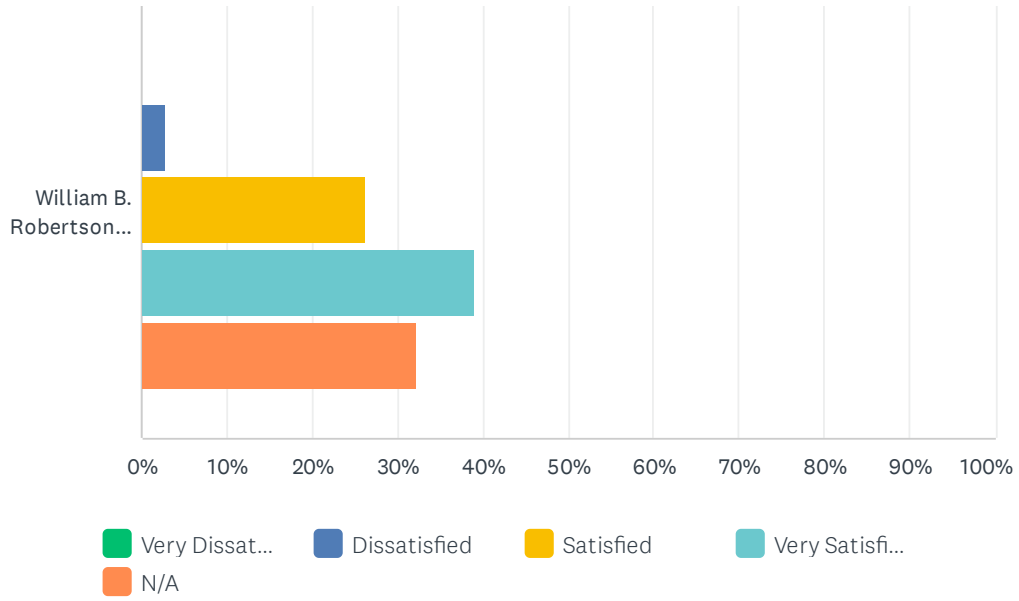
B-State Graduate Exit Survey 2021



B-State Graduate Exit Survey 2021



B-State Graduate Exit Survey 2021

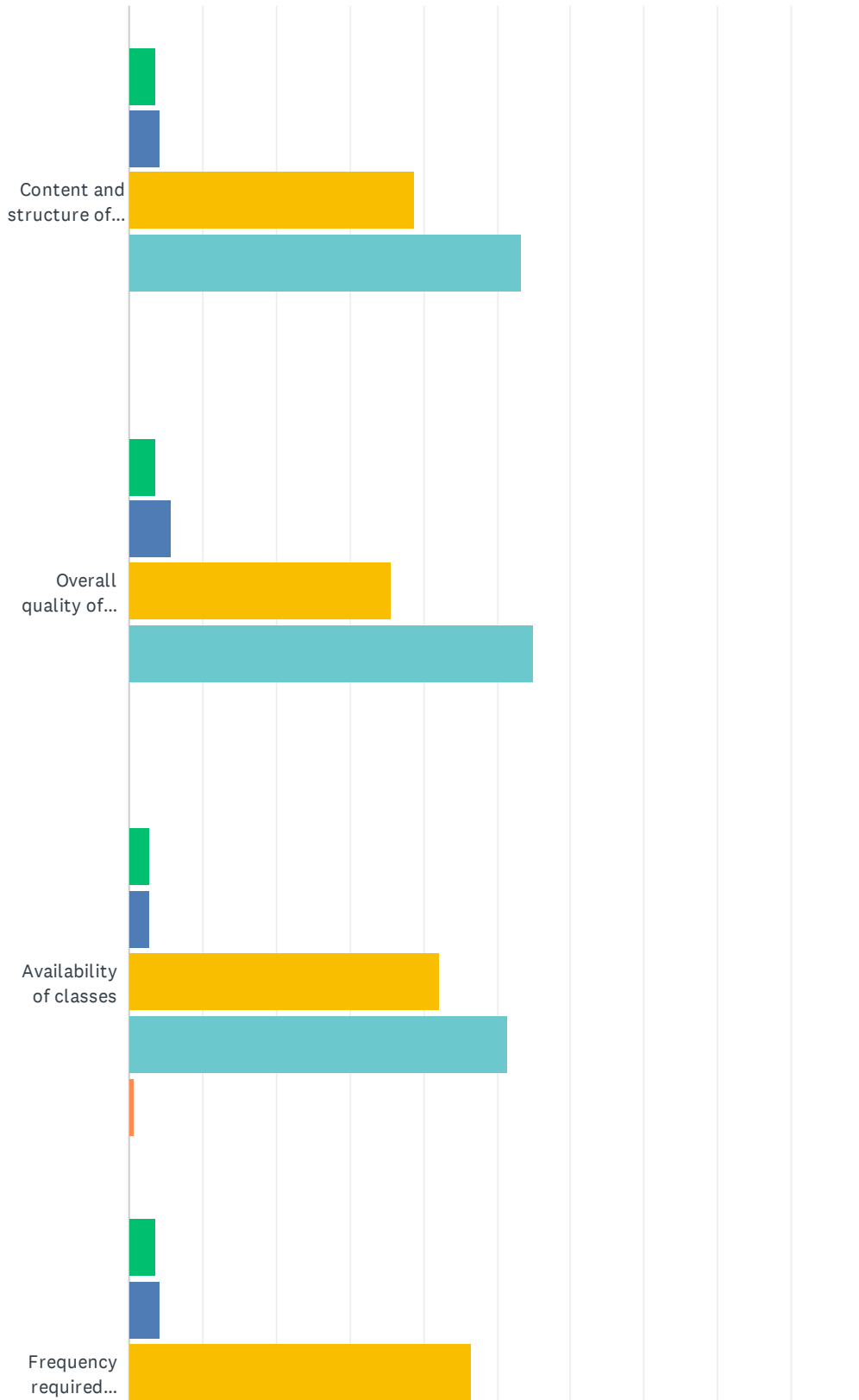


B-State Graduate Exit Survey 2021

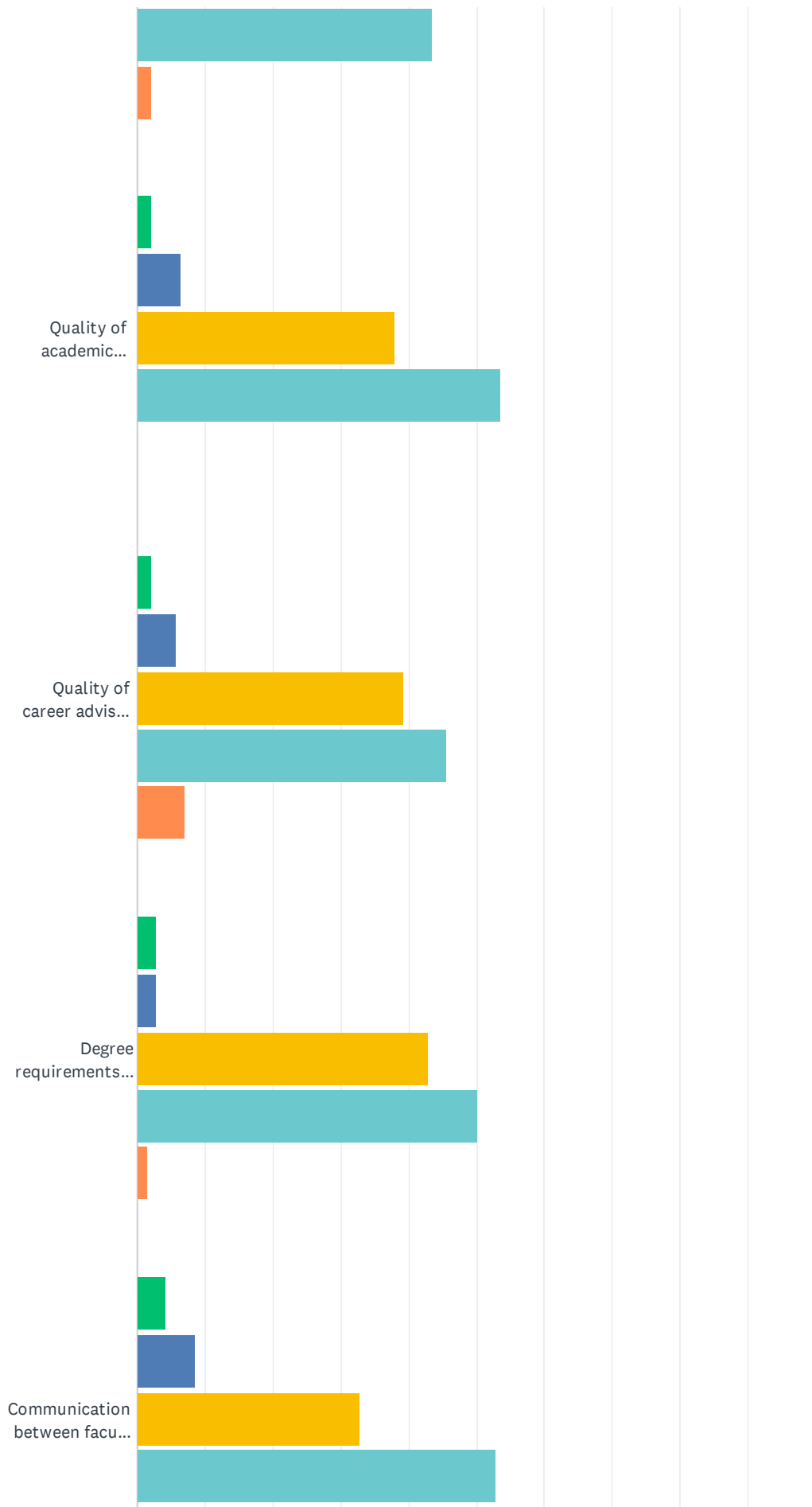
	VERY DISSATISFIED	DISSATISFIED	SATISFIED	VERY SATISFIED	N/A	TOTAL	WEIGHTED AVERAGE
BSC Website	0.67% 1	4.70% 7	49.66% 74	44.30% 66	0.67% 1	149	3.39
Admission Office	2.01% 3	4.03% 6	51.68% 77	40.94% 61	1.34% 2	149	3.33
Advising Center	1.35% 2	2.03% 3	47.97% 71	36.49% 54	12.16% 18	148	3.36
BSC Beckley Center (Erma Byrd)	0.00% 0	1.35% 2	17.57% 26	22.97% 34	58.11% 86	148	3.52
BSC Beckley Bookstore (Erma Byrd)	0.00% 0	3.38% 5	18.92% 28	18.92% 28	58.78% 87	148	3.38
BSC Bookstore (Main Campus)	0.67% 1	1.34% 2	41.61% 62	44.30% 66	12.08% 18	149	3.47
Business Office	3.38% 5	4.73% 7	44.59% 66	37.16% 55	10.14% 15	148	3.29
Campus Computer Labs	1.34% 2	4.70% 7	44.30% 66	41.61% 62	8.05% 12	149	3.37
Career Services	1.34% 2	4.03% 6	32.21% 48	30.87% 46	31.54% 47	149	3.35
Counseling Center	2.01% 3	4.03% 6	30.20% 45	32.21% 48	31.54% 47	149	3.35
Financial Aid Office	4.70% 7	11.41% 17	42.95% 64	36.24% 54	4.70% 7	149	3.16
Learning Management System (MOODLE)	0.67% 1	0.00% 0	55.03% 82	42.28% 63	2.01% 3	149	3.42
Registrar's Office	1.34% 2	3.36% 5	53.69% 80	40.94% 61	0.67% 1	149	3.35
Student Support Services (SSS)	1.34% 2	3.36% 5	32.89% 49	36.91% 55	25.50% 38	149	3.41
Student Government Association (SGA)	0.67% 1	2.68% 4	28.19% 42	23.49% 35	44.97% 67	149	3.35
Tutor.com (Online Tutoring)	0.00% 0	2.68% 4	18.79% 28	16.11% 24	62.42% 93	149	3.36
William B. Robertson Library	0.00% 0	2.68% 4	26.17% 39	38.93% 58	32.21% 48	149	3.53

Q11 Please indicate your level of agreement with each of the following statements. I am satisfied with the...

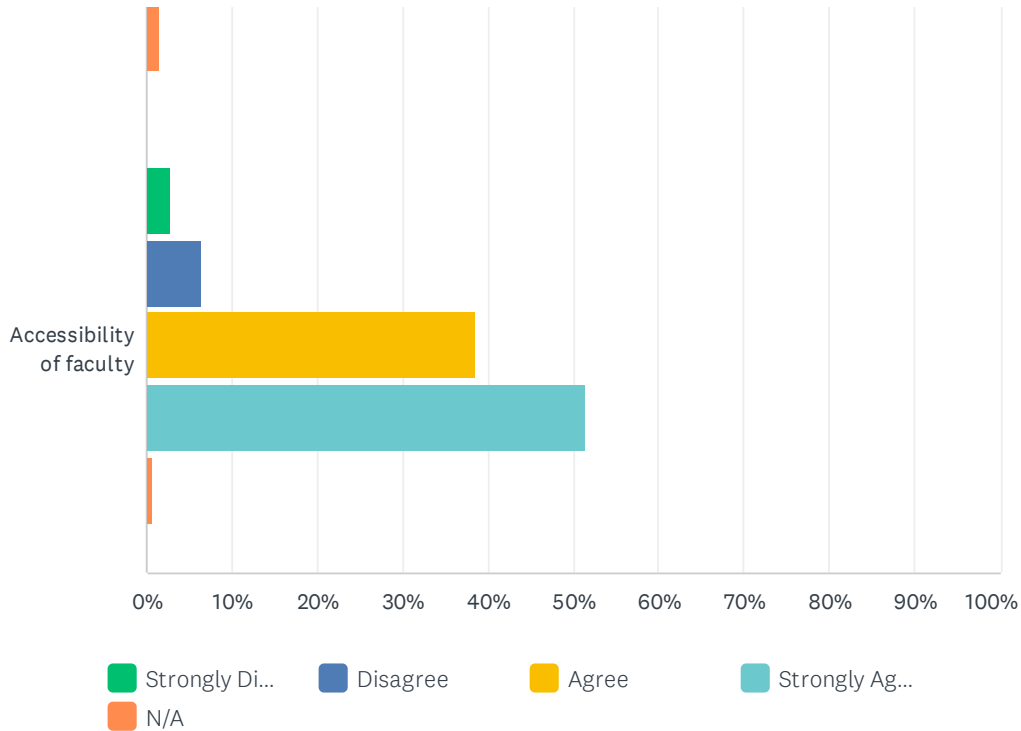
Answered: 140 Skipped: 21



B-State Graduate Exit Survey 2021



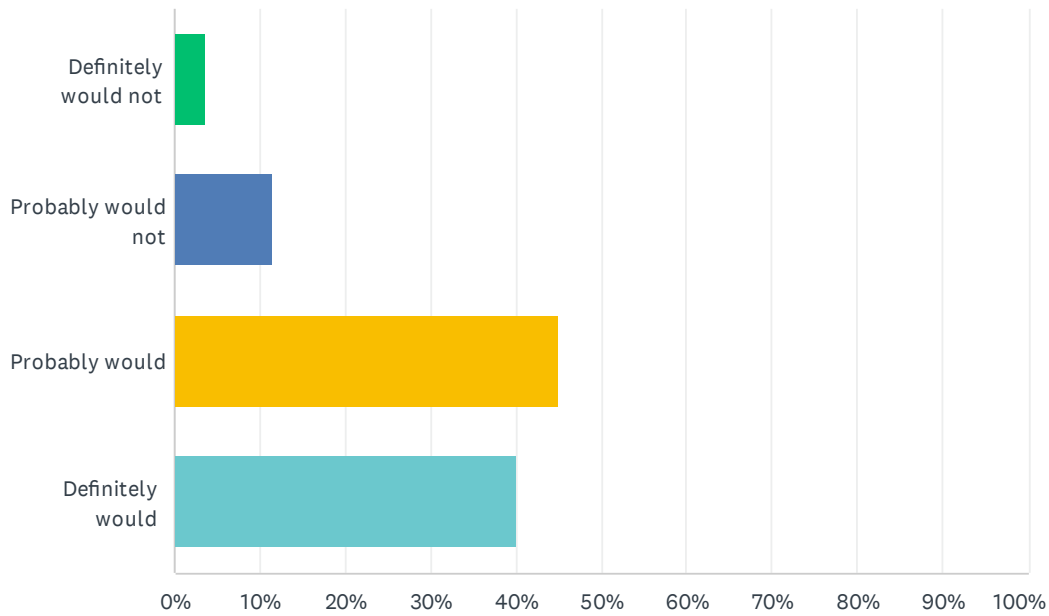
B-State Graduate Exit Survey 2021



	STRONGLY DISAGREE	DISAGREE	AGREE	STRONGLY AGREE	N/A	TOTAL	WEIGHTED AVERAGE
Content and structure of my major	3.60% 5	4.32% 6	38.85% 54	53.24% 74	0.00% 0	139	3.42
Overall quality of instruction I received in my major department	3.57% 5	5.71% 8	35.71% 50	55.00% 77	0.00% 0	140	3.42
Availability of classes	2.86% 4	2.86% 4	42.14% 59	51.43% 72	0.71% 1	140	3.43
Frequency required courses were offered	3.57% 5	4.29% 6	46.43% 65	43.57% 61	2.14% 3	140	3.33
Quality of academic program advising by faculty	2.14% 3	6.43% 9	37.86% 53	53.57% 75	0.00% 0	140	3.43
Quality of career advising by faculty	2.14% 3	5.71% 8	39.29% 55	45.71% 64	7.14% 10	140	3.38
Degree requirements as they related to my career goals	2.86% 4	2.86% 4	42.86% 60	50.00% 70	1.43% 2	140	3.42
Communication between faculty and students regarding student needs and concerns	4.29% 6	8.57% 12	32.86% 46	52.86% 74	1.43% 2	140	3.36
Accessibility of faculty	2.86% 4	6.43% 9	38.57% 54	51.43% 72	0.71% 1	140	3.40

Q12 If you could start over, would you attend BSC?

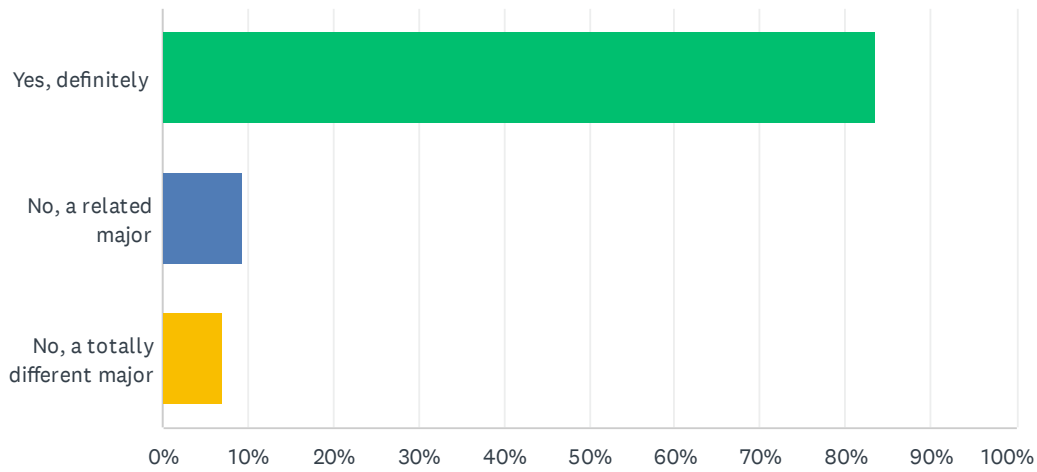
Answered: 140 Skipped: 21



ANSWER CHOICES	RESPONSES
Definitely would not	3.57% 5
Probably would not	11.43% 16
Probably would	45.00% 63
Definitely would	40.00% 56
TOTAL	140

Q13 If you could start over, would you pursue the same major?

Answered: 140 Skipped: 21



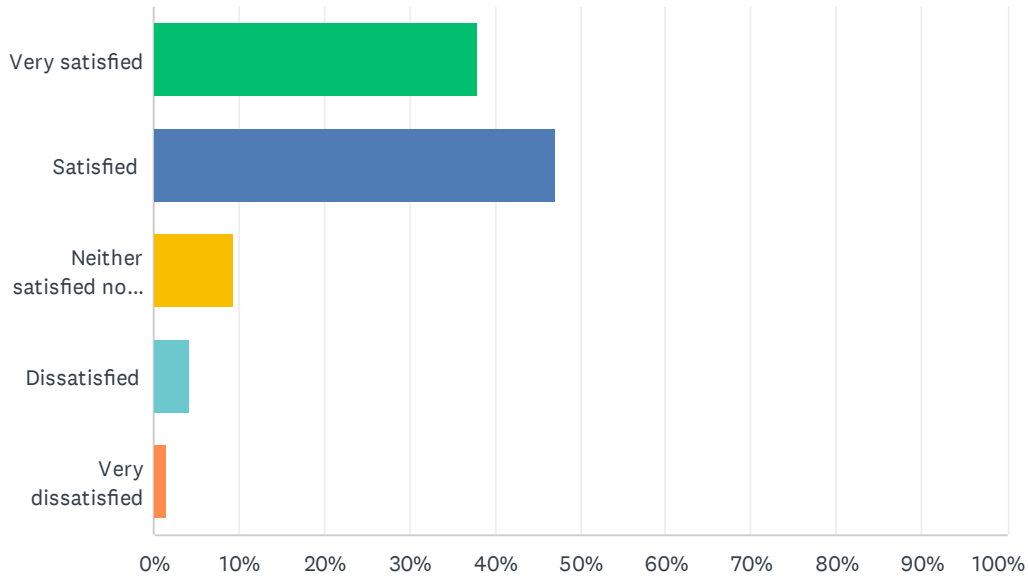
ANSWER CHOICES	RESPONSES	
Yes, definitely	83.57%	117
No, a related major	9.29%	13
No, a totally different major	7.14%	10
TOTAL		140

Q14 If you were the President of Bluefield State for one day, what would you change and why?

Answered: 92 Skipped: 69

Q15 Overall, were you satisfied or dissatisfied with your experience at B-State?

Answered: 140 Skipped: 21



ANSWER CHOICES	RESPONSES	
Very satisfied	37.86%	53
Satisfied	47.14%	66
Neither satisfied nor dissatisfied	9.29%	13
Dissatisfied	4.29%	6
Very dissatisfied	1.43%	2
TOTAL		140