



**Bluefield State**  
COLLEGE

COLLEGE

**William B. Robertson Library**

**Welcome to BSC**  
**Digital Information Resources**

Dr. Nancy Adam-Turner



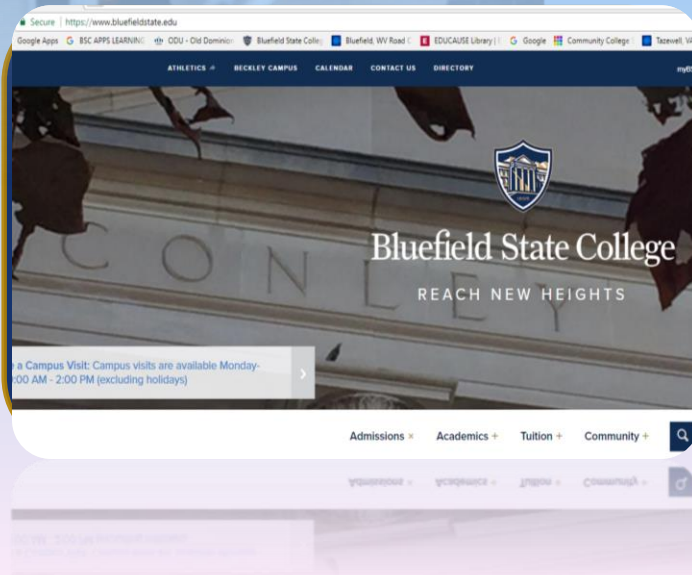




## • WBR Library Basics-

### Homepage resources:

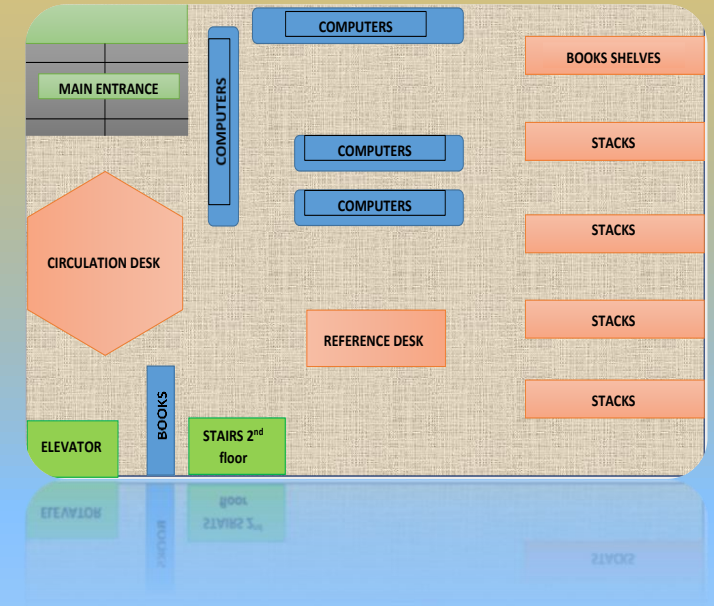
- Using our online Catalog (OPAC)
- Need help – use the “Ask Librarian” form



## • WBR Basics-Electronic resources:

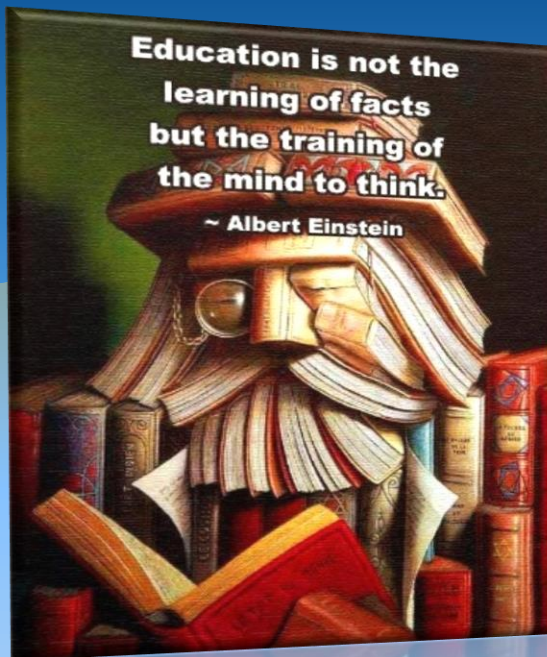
- Where to find the ‘Databases’
- Simple and Boolean searches






**Is the Goal**





# Getting Connected!



- STEP ONE: BSC's home page;  
[www.bluefieldstate.edu](http://www.bluefieldstate.edu) and/or the MyBSC portal;  
<https://www.mycampus.bluefieldstate.edu>
- STEP TWO: setup your network logon & password.

## Hours of Operation:

### Fall & Spring semester

Mon.-Thurs. 8 am – 6 pm

Fri. 8 am – 4 pm



### On weekends

Sat. 10 am – 2 pm

Sun. 2 pm – 7 pm

## Library Resources:

To get a library card- you need to have your student ID or a driver's licenses.





# To Find the Right Articles



Mountain Library Network is West Virginia's library group. The online public access catalog (OPAC) where you search for books and items in the library

## Ask the Librarian

Have a question? Contact our librarian directly.

[READ MORE](#)

## Catalog

Search the library's holdings for books, eBooks, digital records, images, periodicals and more.

[READ MORE](#)

## Resources

Access a cross-section of different databases, ranging from general knowledge subject matter to more specific subject materials.

[READ MORE](#)

## Archives

Our primary source materials document the rich history of Bluefield State.

[READ MORE](#)

- Be prepared to try different types of searches
- Try different databases
- Use Ask the Librarian email form for help.





## \*\*\* Three Ways \*\*\* This Library Helps Students Do Well !

- How to “**FIND**” good/ reliable information sources for their studies
  - Individual or group instruction and mentoring
  - Available via distance by appointment (just use *Ask Librarian* form)
- Demonstrate the “**STEPS**” for using the electronic databases
  - On and off-campus resources
- Recognize and understand what is “**Scholarly**” information (also called *Academic journals*)





# The library is a great place to get good studying done!



- And did you know?....  
You can access most of the libraries information and resources from off campus....

<MyBSC>








## **\* Database Highlights by Subject \***

- **EBSCOhost-**
  - **EBSCO Discovery Service (NEW)**
  - **EBSCOhost WEB – includes CINAHL**
  - **Literary Reference Center** (replaces Literature Resources from Gale)
- **HeinOnline-** (Legal)
- **Nursing-** Primary, AJN, Med Surge, Men in Nursing & OVID E-Books and Science Direct.

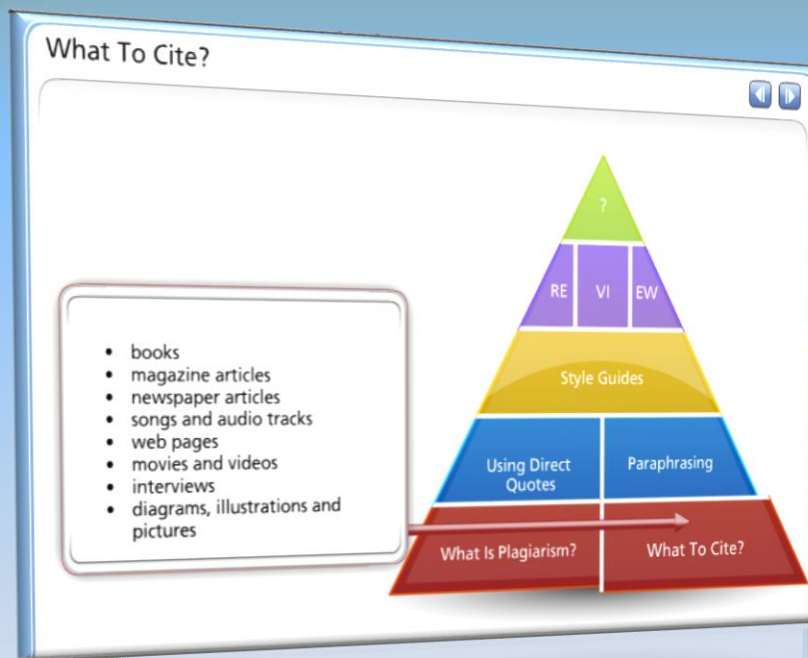
**Copyright is used to protect the  
information**







# Documenting Sources



- Choose a Citation Style and be Consistent
- Be Specific and Precise
- Check your work
- **OWL/Purdue University** online has examples for all the different style formats, APA, MLA, Chicago Turabian and more.



“Its **NOT** How Fast You Search”



“But **HOW WELL** You Can Search Quickly (*fast*) ”



<https://mycampus.bluefieldstate.edu>





# Taking Care of Business

- Off campus access to the library's resources
- From your Internet browser go to URL (web address)

<https://mycampus.bluefieldstate.edu>

Use MyBSC e-portal to find the Library Resources electronic databases

This Video presentation is available on Moodle: Library Learning Resources: Information Brief

