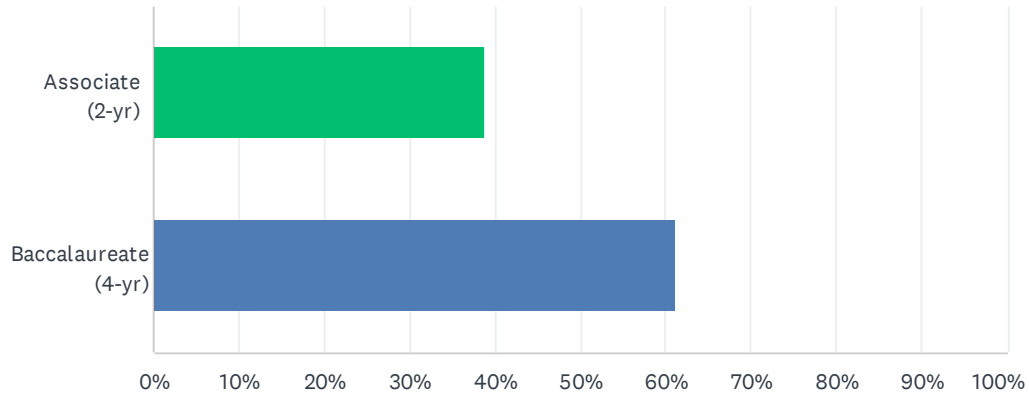


Q1 Which is the highest degree you received at Bluefield State? (Check only one)

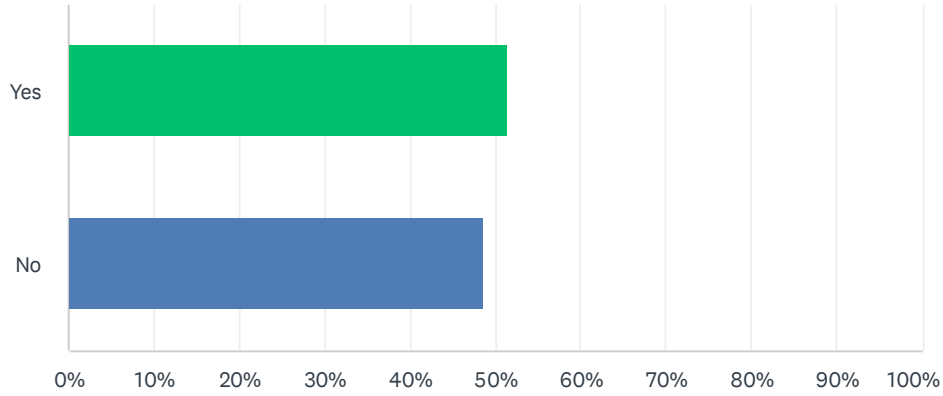
Answered: 175 Skipped: 0



| ANSWER CHOICES | RESPONSES | |
|----------------------|-----------|-----|
| Associate (2-yr) | 38.86% | 68 |
| Baccalaureate (4-yr) | 61.14% | 107 |
| TOTAL | | 175 |

Q2 Are you a first-generation college student? In other words, are you the first in your immediate family to earn a college degree.

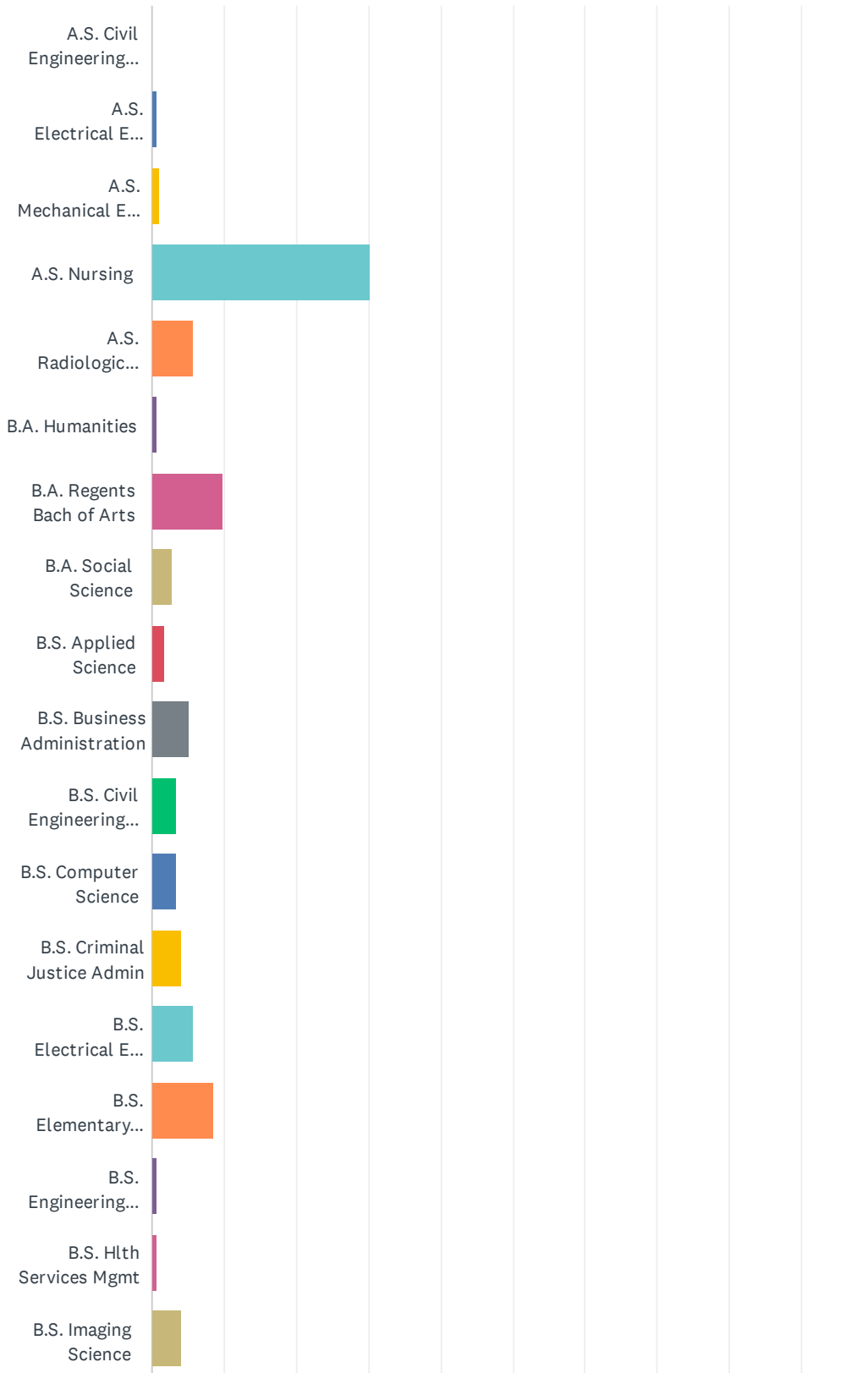
Answered: 175 Skipped: 0



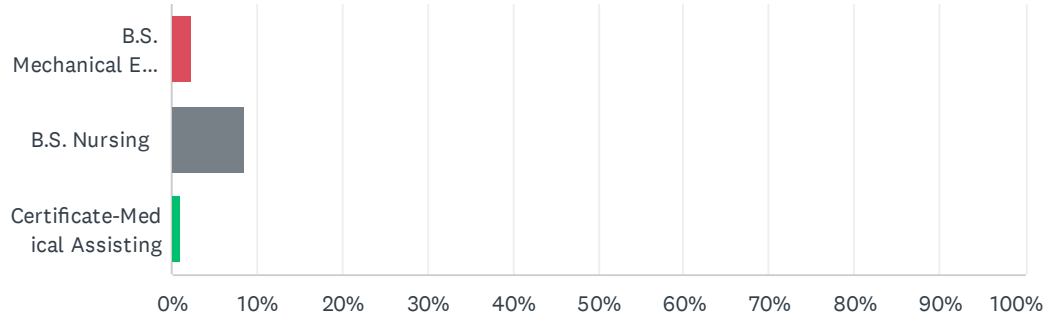
| ANSWER CHOICES | RESPONSES | |
|----------------|-----------|-----|
| Yes | 51.43% | 90 |
| No | 48.57% | 85 |
| TOTAL | | 175 |

Q3 Which of the following best describes the program in which you received your highest degree?

Answered: 175 Skipped: 0



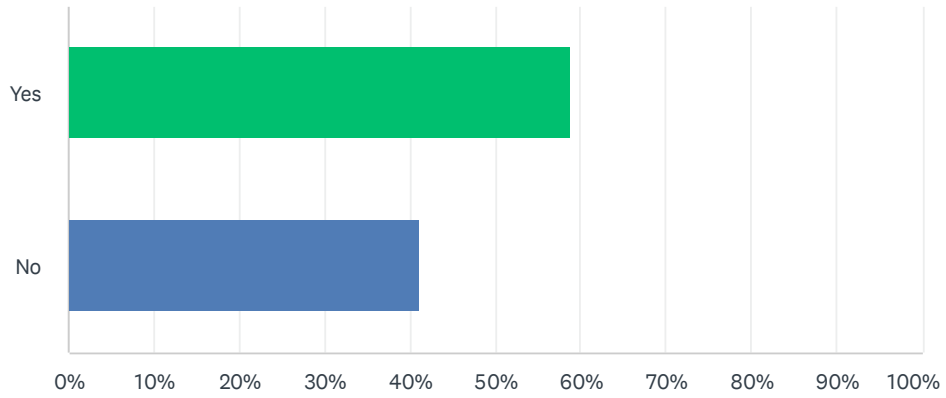
B-State Graduate Exit Survey 2020



| ANSWER CHOICES | RESPONSES | |
|--------------------------------|-----------|------------|
| A.S. Civil Engineering Tech | 0.00% | 0 |
| A.S. Electrical Eng Tech | 0.57% | 1 |
| A.S. Mechanical Eng Technology | 1.14% | 2 |
| A.S. Nursing | 30.29% | 53 |
| A.S. Radiologic Technology | 5.71% | 10 |
| B.A. Humanities | 0.57% | 1 |
| B.A. Regents Bach of Arts | 9.71% | 17 |
| B.A. Social Science | 2.86% | 5 |
| B.S. Applied Science | 1.71% | 3 |
| B.S. Business Administration | 5.14% | 9 |
| B.S. Civil Engineering Tech | 3.43% | 6 |
| B.S. Computer Science | 3.43% | 6 |
| B.S. Criminal Justice Admin | 4.00% | 7 |
| B.S. Electrical Eng Technology | 5.71% | 10 |
| B.S. Elementary Education | 8.57% | 15 |
| B.S. Engineering Management | 0.57% | 1 |
| B.S. Hlth Services Mgmt | 0.57% | 1 |
| B.S. Imaging Science | 4.00% | 7 |
| B.S. Mechanical Eng Technology | 2.29% | 4 |
| B.S. Nursing | 8.57% | 15 |
| Certificate-Medical Assisting | 1.14% | 2 |
| TOTAL | | 175 |

Q4 Do you plan to pursue a graduate degree?

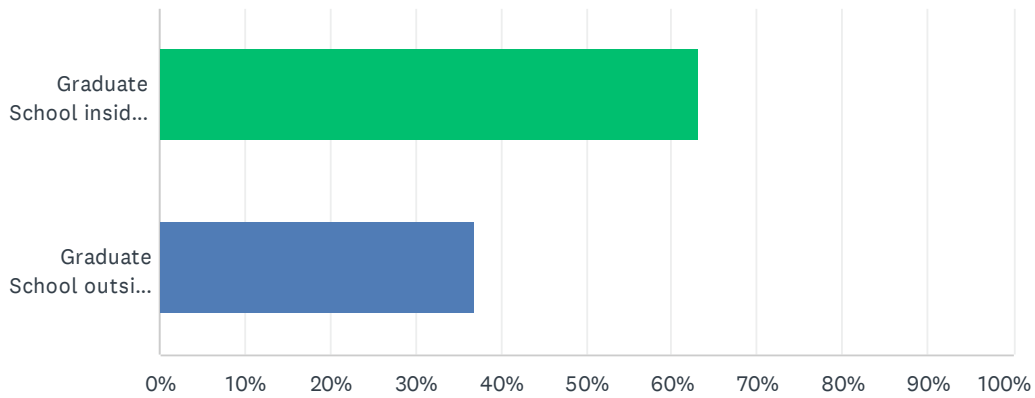
Answered: 175 Skipped: 0



| ANSWER CHOICES | RESPONSES | |
|----------------|-----------|-----|
| Yes | 58.86% | 103 |
| No | 41.14% | 72 |
| TOTAL | | 175 |

Q5 Where do you plan to pursue a graduate degree?

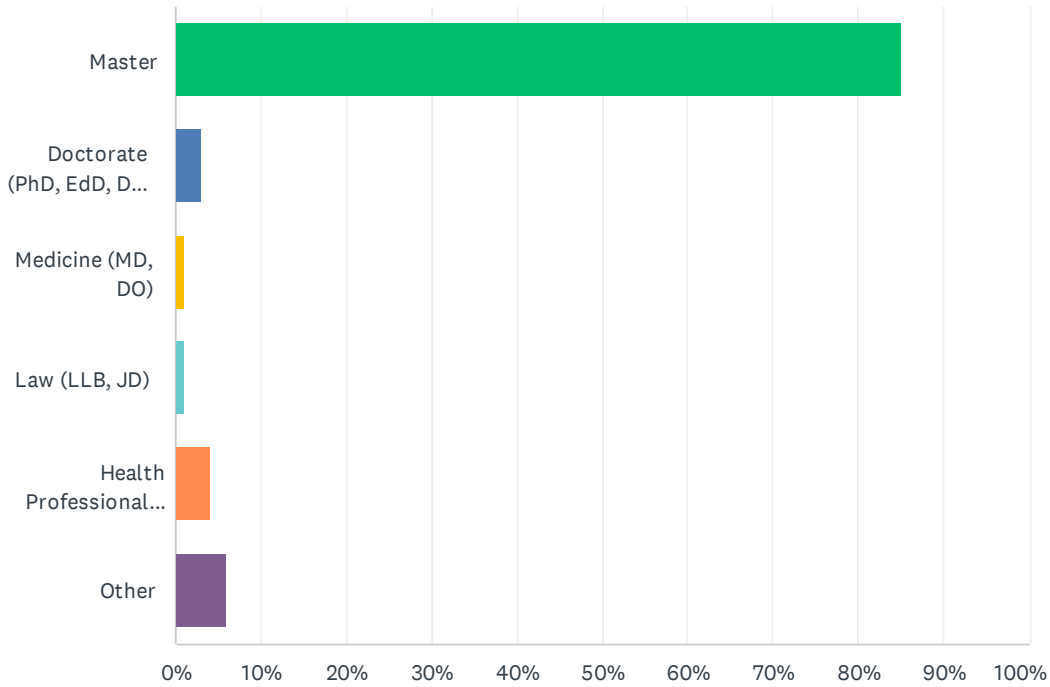
Answered: 103 Skipped: 72



| ANSWER CHOICES | RESPONSES | |
|---------------------------------------|-----------|------------|
| Graduate School inside West Virginia | 63.11% | 65 |
| Graduate School outside West Virginia | 36.89% | 38 |
| TOTAL | | 103 |

Q6 Which degree do you plan to pursue?

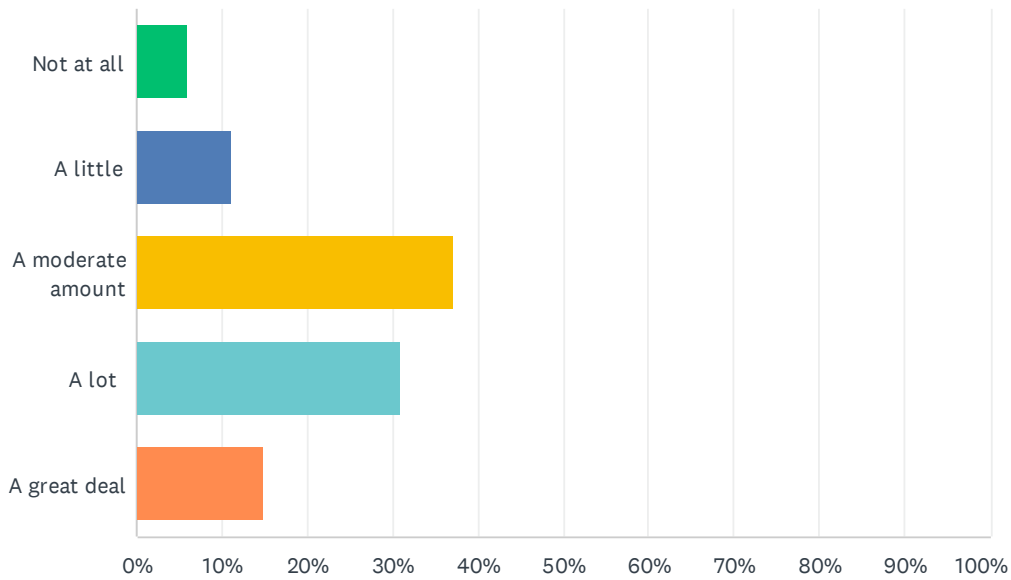
Answered: 100 Skipped: 75



| ANSWER CHOICES | RESPONSES | |
|--|-----------|------------|
| Master | 85.00% | 85 |
| Doctorate (PhD, EdD, DA, DBA, DNP, etc.) | 3.00% | 3 |
| Medicine (MD, DO) | 1.00% | 1 |
| Law (LLB, JD) | 1.00% | 1 |
| Health Professional (dentistry, pharmacy, podiatry, optometry, etc.) | 4.00% | 4 |
| Other | 6.00% | 6 |
| TOTAL | | 100 |

Q7 In general, how prepared do you feel entering your graduate program?

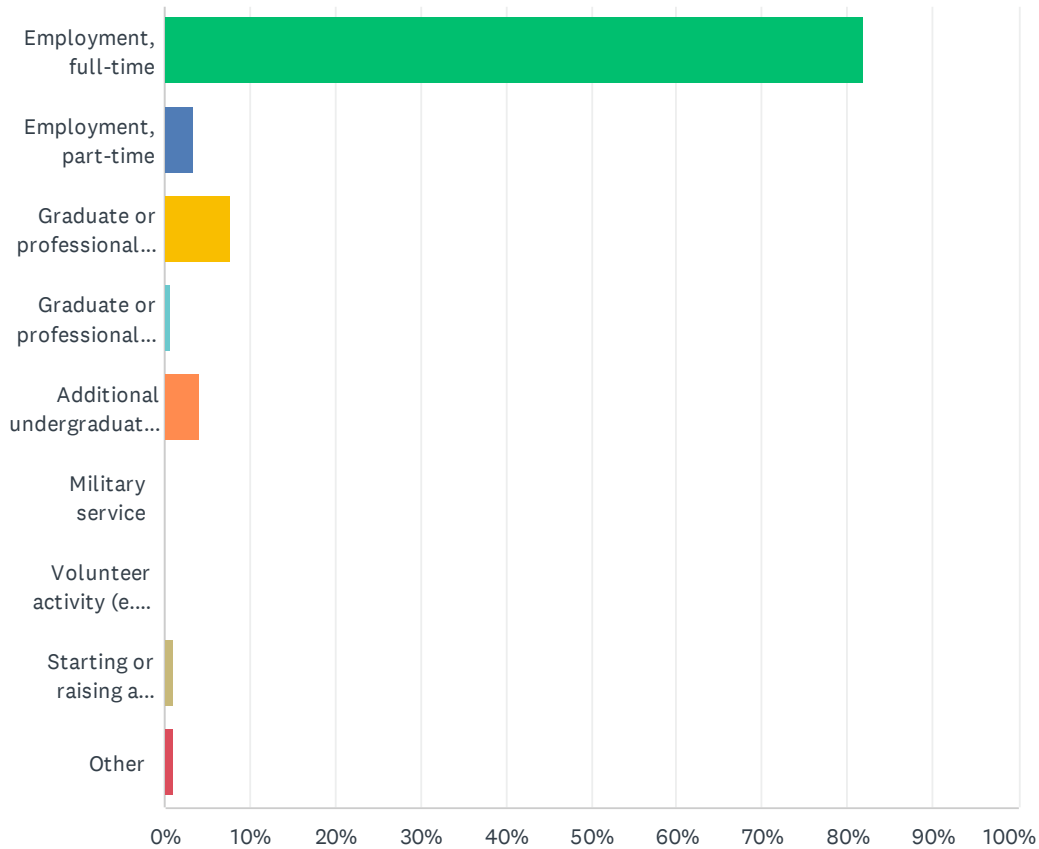
Answered: 100 Skipped: 75



| ANSWER CHOICES | RESPONSES | |
|-------------------|-----------|------------|
| Not at all | 6.00% | 6 |
| A little | 11.00% | 11 |
| A moderate amount | 37.00% | 37 |
| A lot | 31.00% | 31 |
| A great deal | 15.00% | 15 |
| TOTAL | | 100 |

Q8 What is MOST LIKELY to be your PRINCIPAL activity upon graduation? (select only one answer)

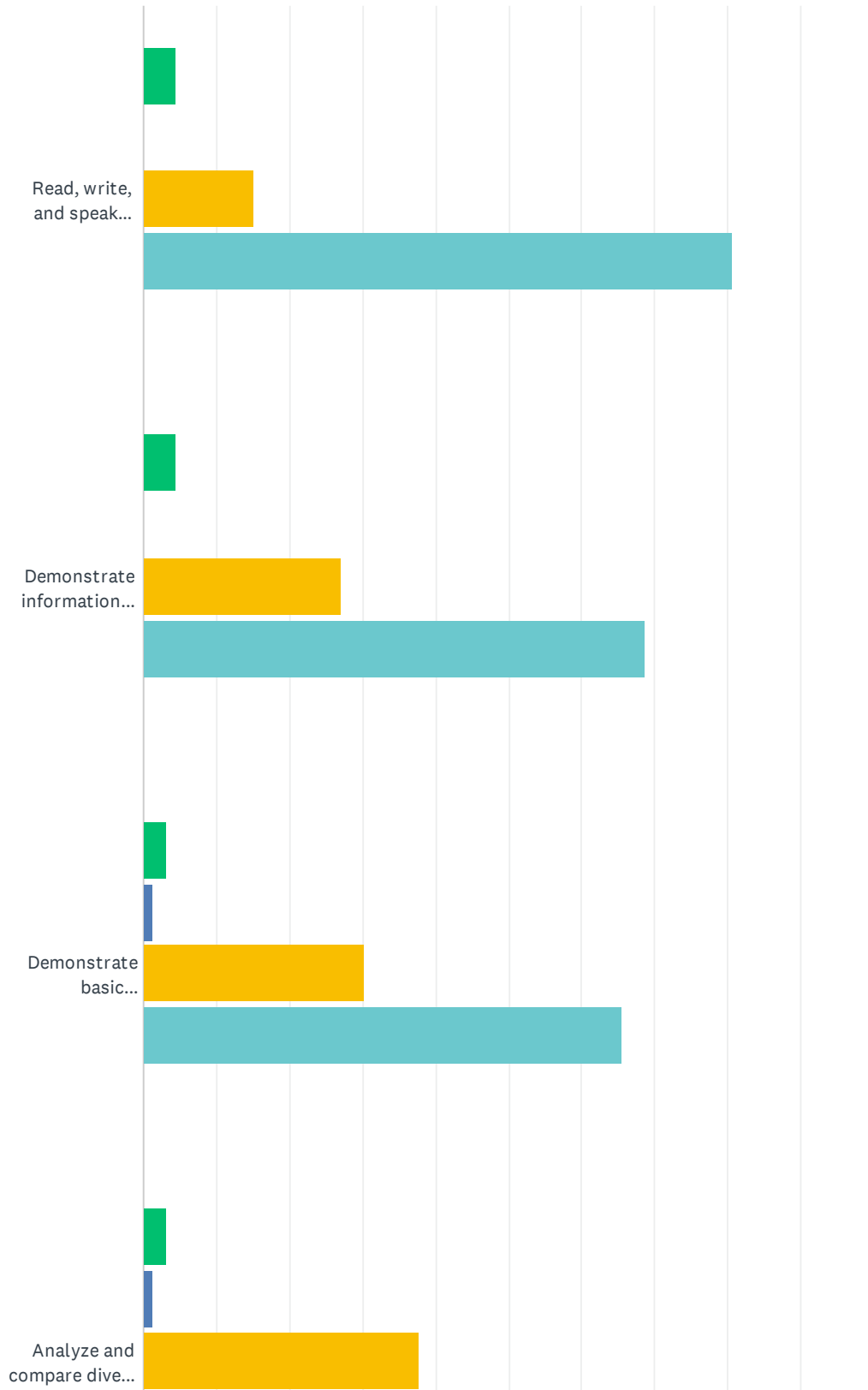
Answered: 171 Skipped: 4



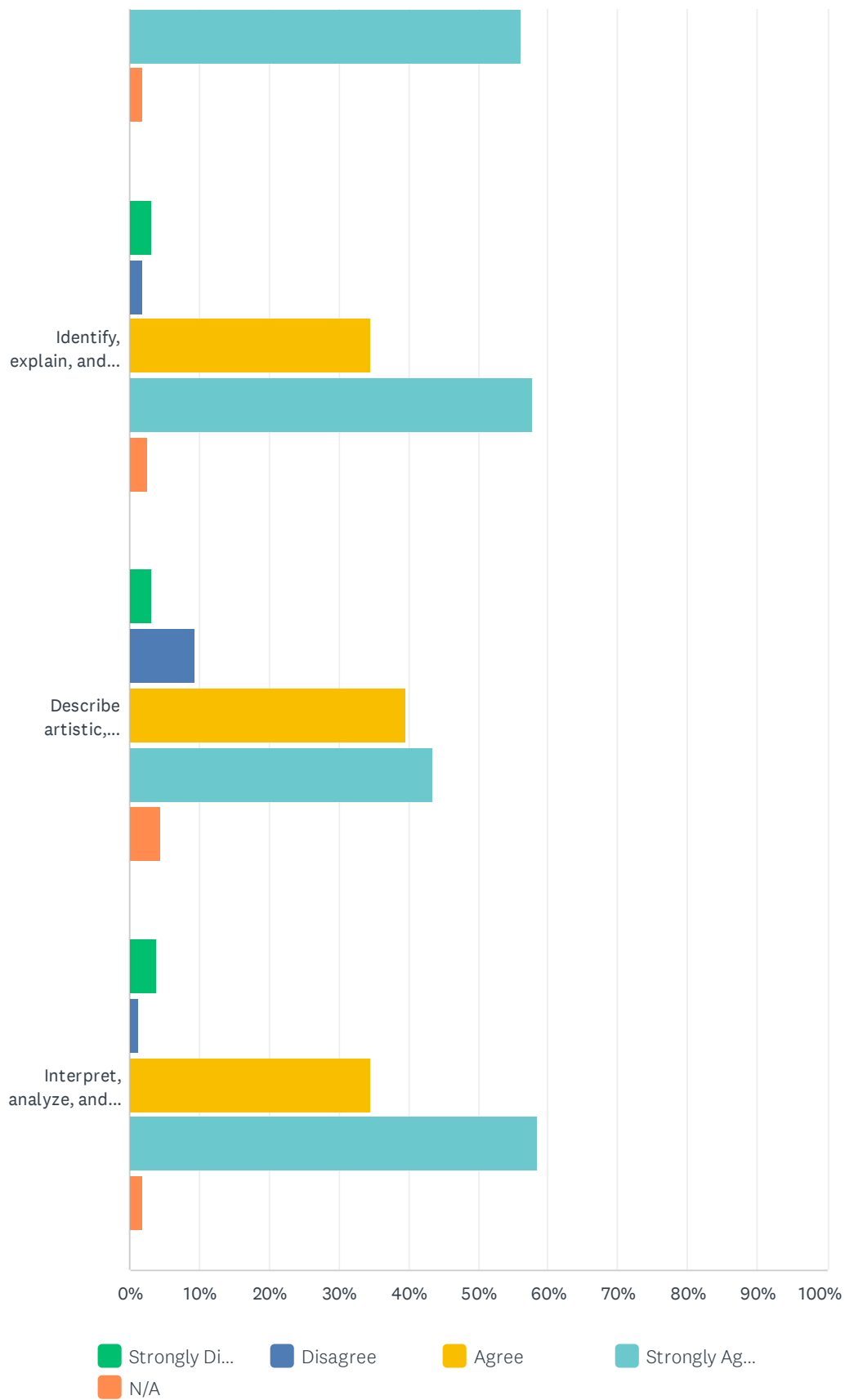
| ANSWER CHOICES | RESPONSES | |
|--|-----------|------------|
| Employment, full-time | 81.87% | 140 |
| Employment, part-time | 3.51% | 6 |
| Graduate or professional school, full-time | 7.60% | 13 |
| Graduate or professional school, part-time | 0.58% | 1 |
| Additional undergraduate coursework | 4.09% | 7 |
| Military service | 0.00% | 0 |
| Volunteer activity (e.g. Peace Corps) | 0.00% | 0 |
| Starting or raising a family | 1.17% | 2 |
| Other | 1.17% | 2 |
| TOTAL | | 171 |

Q9 Please indicate your level of agreement with each of the following statements. I am able to...

Answered: 159 Skipped: 16



B-State Graduate Exit Survey 2020



B-State Graduate Exit Survey 2020

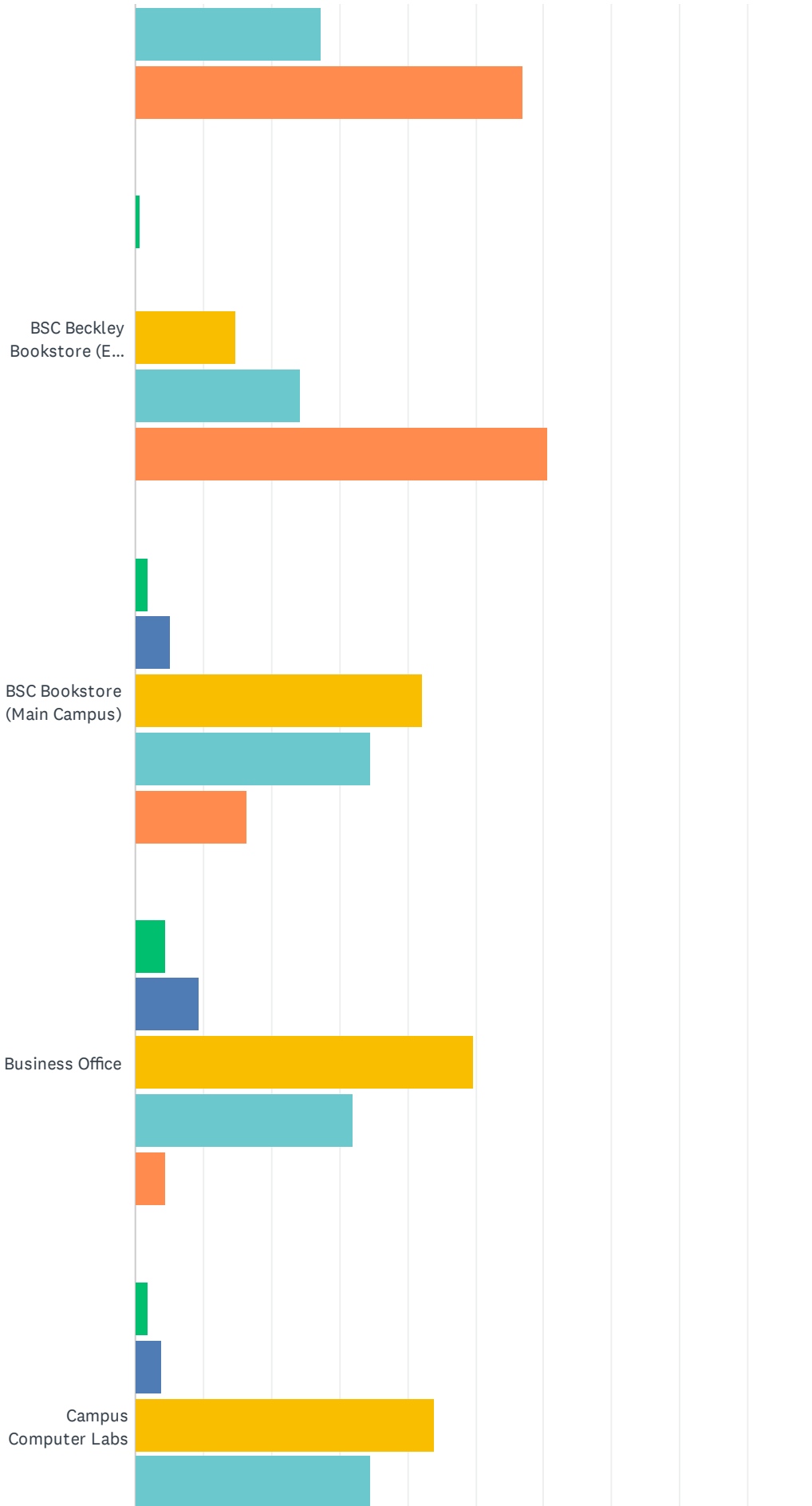
| | STRONGLY DISAGREE | DISAGREE | AGREE | STRONGLY AGREE | N/A | TOTAL | WEIGHTED AVERAGE |
|--|------------------------------|-----------------|--------------|---------------------------|------------|--------------|-----------------------------|
| Read, write, and speak effectively | 4.40% 7 | 0.00% 0 | 15.09% 24 | 80.50% 128 | 0.00% 0 | 159 | 3.72 |
| Demonstrate information literacy through the use of technology | 4.40% 7 | 0.00% 0 | 27.04% 43 | 68.55% 109 | 0.00% 0 | 159 | 3.60 |
| Demonstrate basic mathematical problem-solving skills | 3.14% 5 | 1.26% 2 | 30.19% 48 | 65.41% 104 | 0.00% 0 | 159 | 3.58 |
| Analyze and compare diverse societal practices and patterns | 3.14% 5 | 1.26% 2 | 37.74% 60 | 55.97% 89 | 1.89% 3 | 159 | 3.49 |
| Identify, explain, and apply scientific concepts and methods | 3.14% 5 | 1.89% 3 | 34.59% 55 | 57.86% 92 | 2.52% 4 | 159 | 3.51 |
| Describe artistic, literary, and human creativity products | 3.14% 5 | 9.43% 15 | 39.62% 63 | 43.40% 69 | 4.40% 7 | 159 | 3.29 |
| Interpret, analyze, and construct arguments | 3.77% 6 | 1.26% 2 | 34.59% 55 | 58.49% 93 | 1.89% 3 | 159 | 3.51 |

Q10 Please indicate your level of satisfaction regarding B-State's services you have utilized.

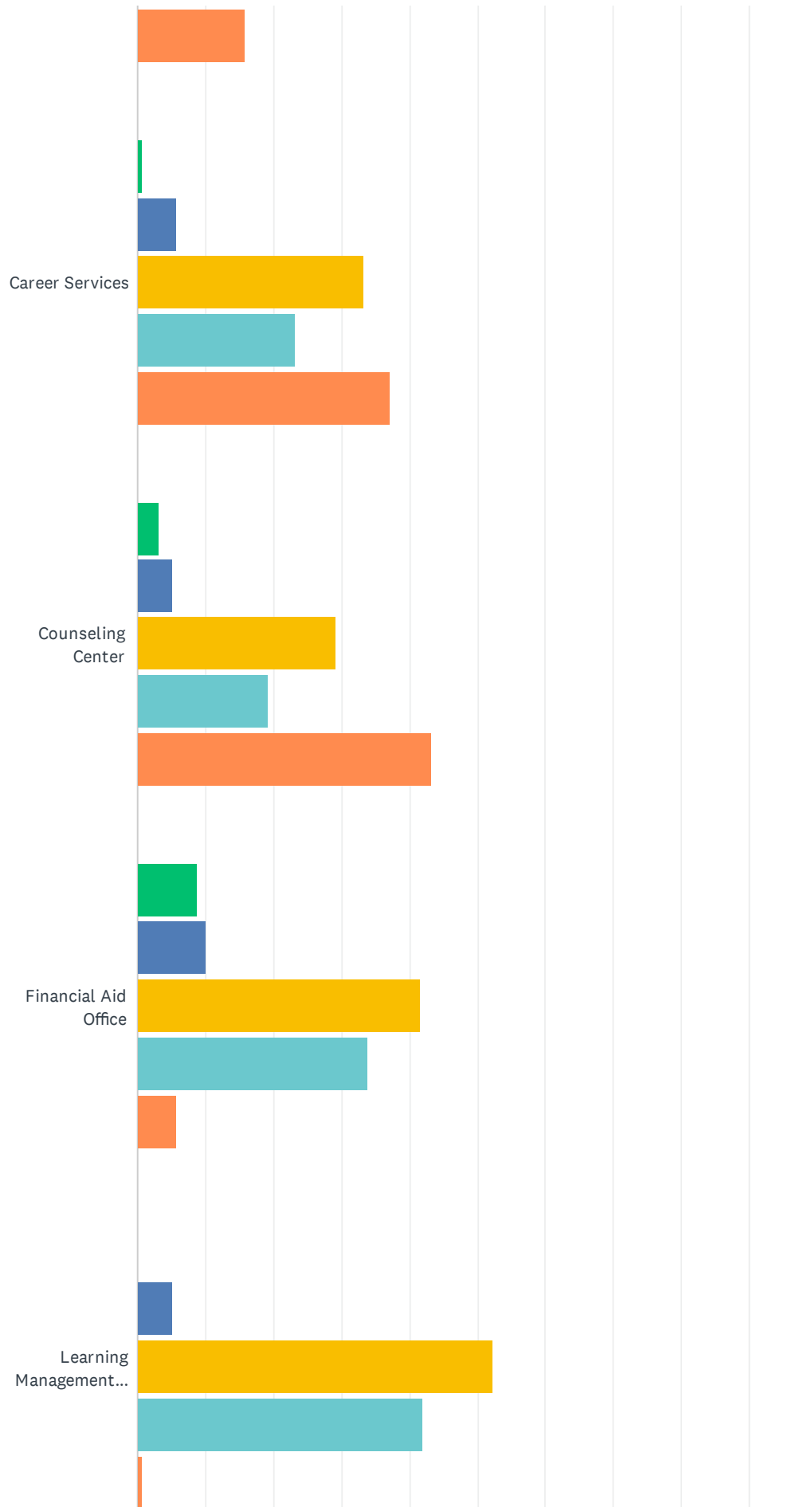
Answered: 159 Skipped: 16



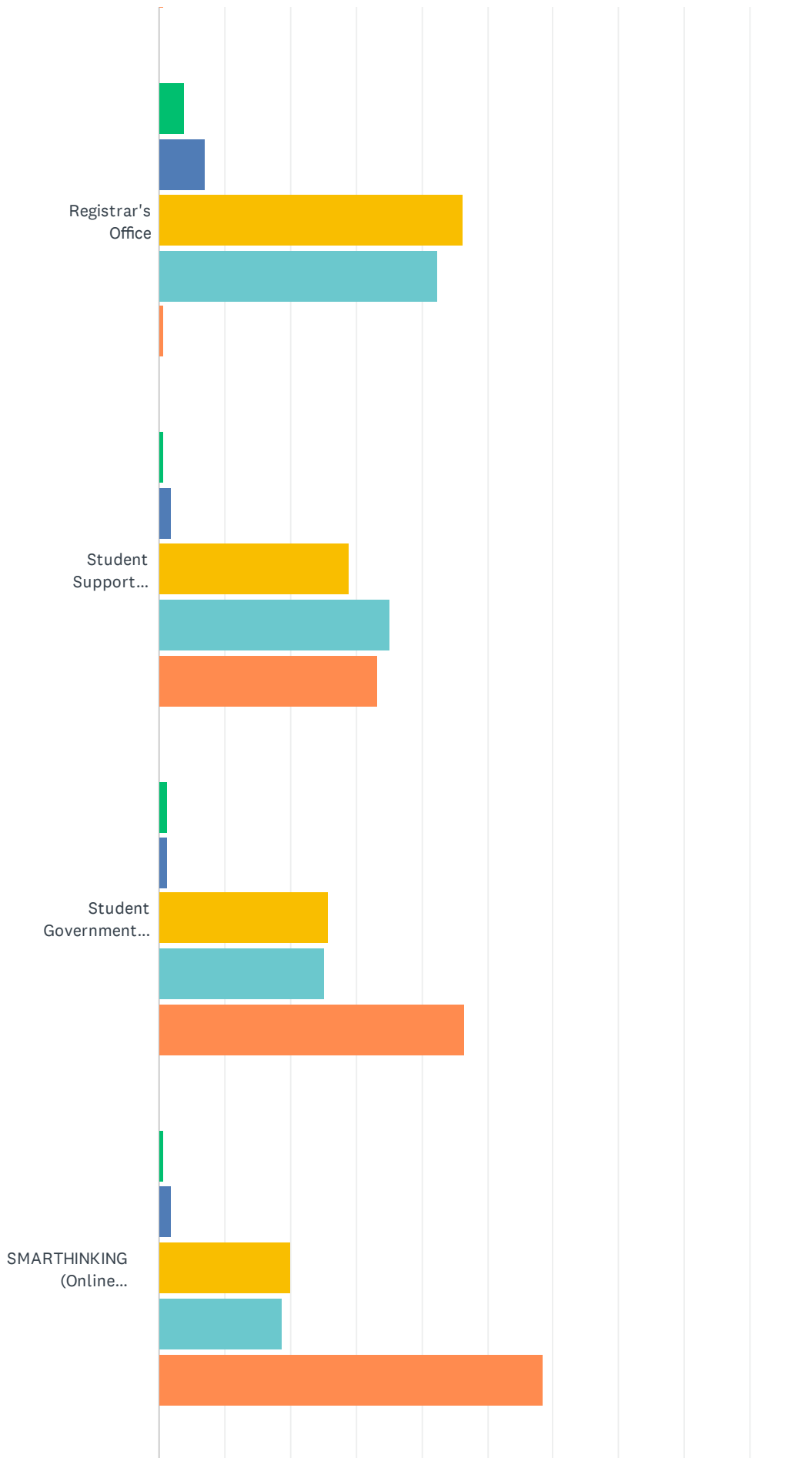
B-State Graduate Exit Survey 2020



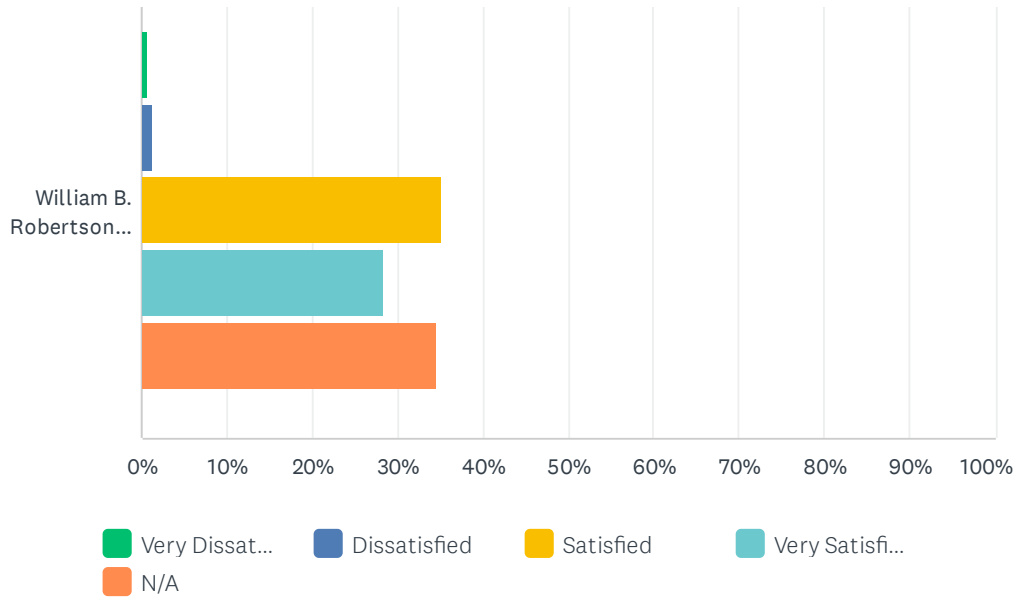
B-State Graduate Exit Survey 2020



B-State Graduate Exit Survey 2020



B-State Graduate Exit Survey 2020

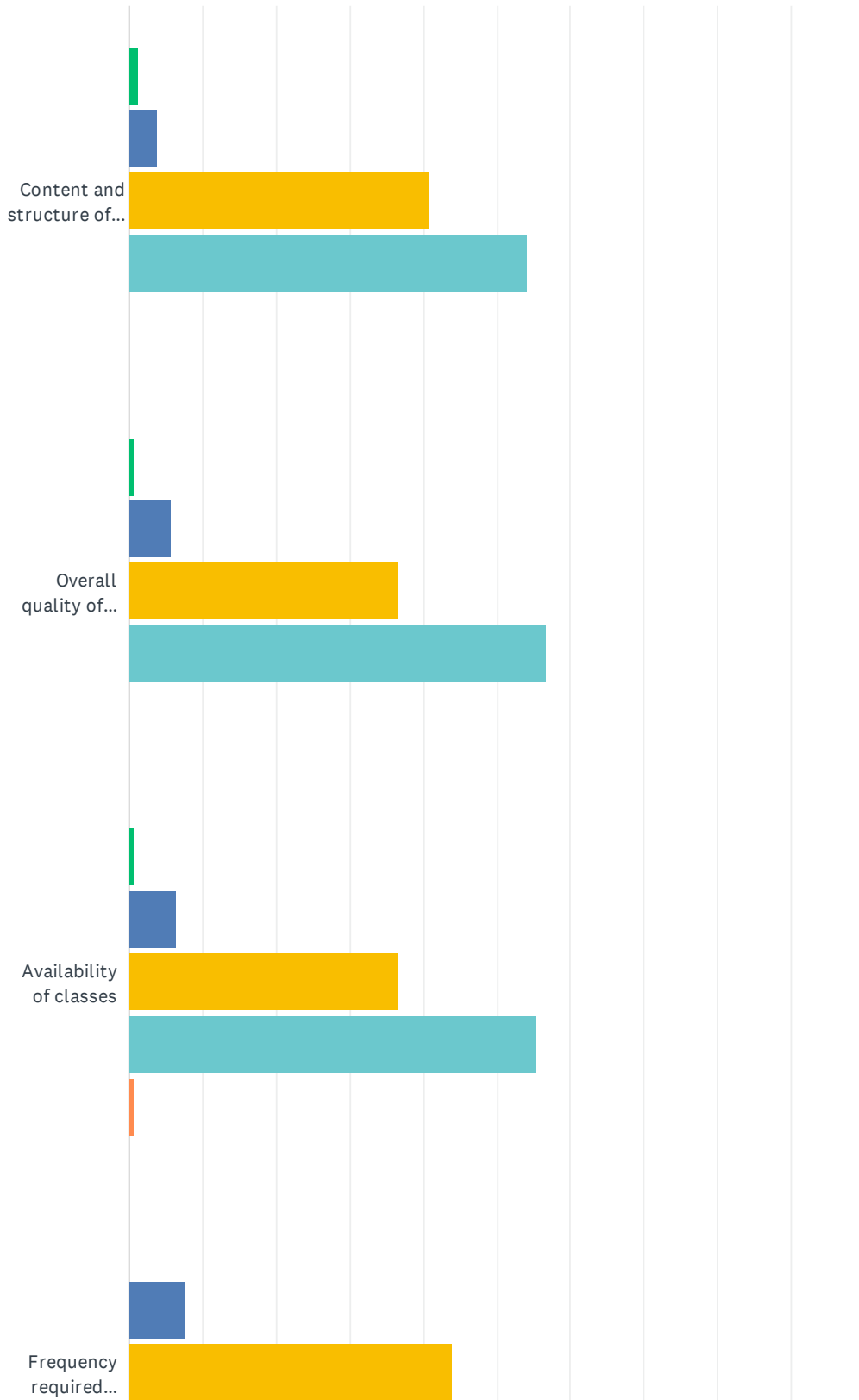


B-State Graduate Exit Survey 2020

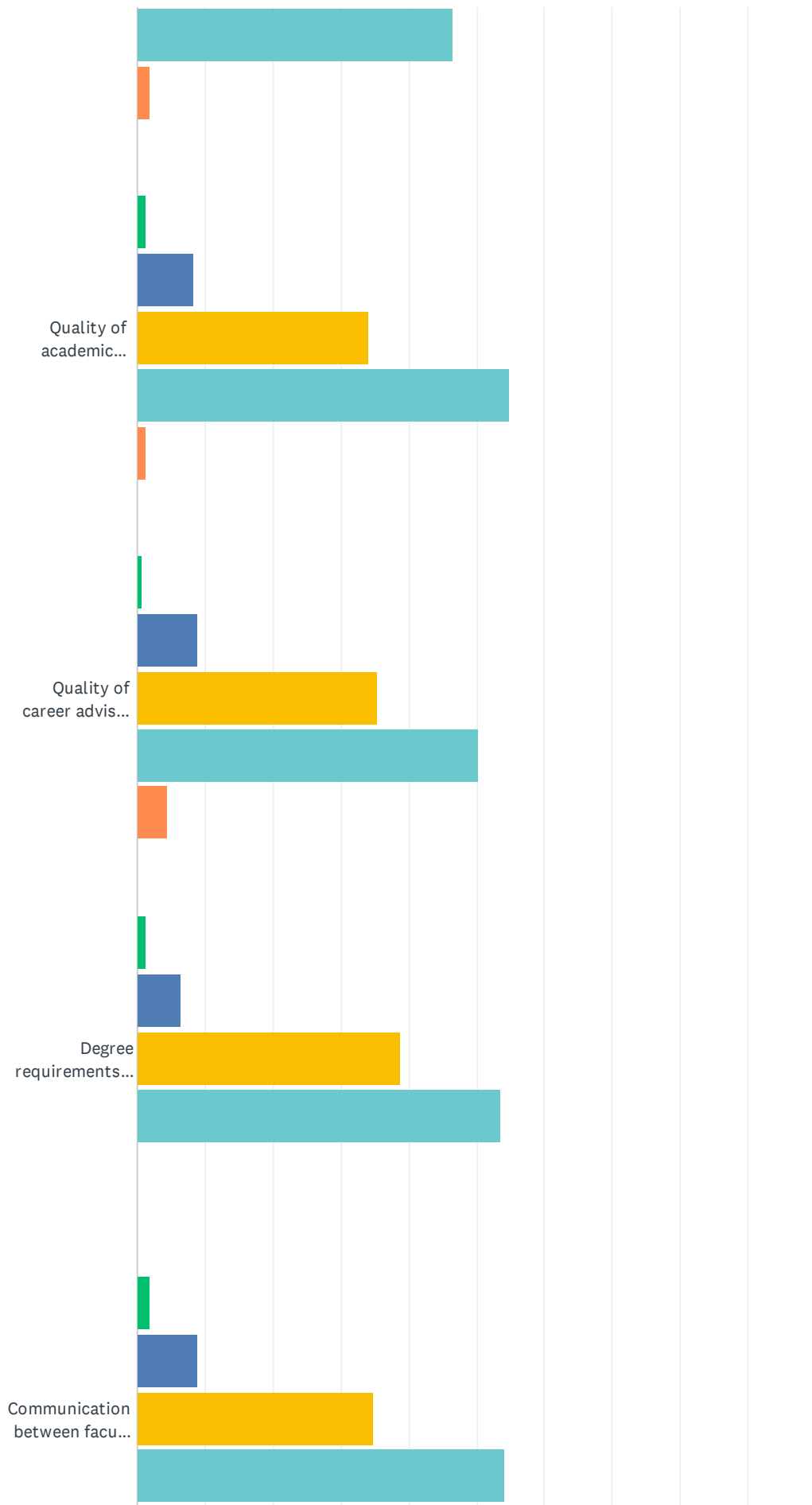
| | VERY DISSATISFIED | DISSATISFIED | SATISFIED | VERY SATISFIED | N/A | TOTAL | WEIGHTED AVERAGE |
|--------------------------------------|-------------------|--------------|--------------|----------------|--------------|-------|------------------|
| BSC Website | 0.00% 0 | 6.96% 11 | 52.53% 83 | 39.24% 62 | 1.27% 2 | 158 | 3.33 |
| Admission Office | 5.03% 8 | 5.03% 8 | 54.72% 87 | 34.59% 55 | 0.63% 1 | 159 | 3.20 |
| Advising Center | 5.03% 8 | 6.92% 11 | 42.14% 67 | 33.96% 54 | 11.95% 19 | 159 | 3.19 |
| BSC Beckley Center (Erma Byrd) | 0.63% 1 | 0.63% 1 | 14.56% 23 | 27.22% 43 | 56.96% 90 | 158 | 3.59 |
| BSC Beckley Bookstore (Erma Byrd) | 0.64% 1 | 0.00% 0 | 14.65% 23 | 24.20% 38 | 60.51% 95 | 157 | 3.58 |
| BSC Bookstore (Main Campus) | 1.89% 3 | 5.03% 8 | 42.14% 67 | 34.59% 55 | 16.35% 26 | 159 | 3.31 |
| Business Office | 4.40% 7 | 9.43% 15 | 49.69% 79 | 32.08% 51 | 4.40% 7 | 159 | 3.14 |
| Campus Computer Labs | 1.89% 3 | 3.77% 6 | 44.03% 70 | 34.59% 55 | 15.72% 25 | 159 | 3.32 |
| Career Services | 0.63% 1 | 5.66% 9 | 33.33% 53 | 23.27% 37 | 37.11% 59 | 159 | 3.26 |
| Counseling Center | 3.18% 5 | 5.10% 8 | 29.30% 46 | 19.11% 30 | 43.31% 68 | 157 | 3.13 |
| Financial Aid Office | 8.81% 14 | 10.06% 16 | 41.51% 66 | 33.96% 54 | 5.66% 9 | 159 | 3.07 |
| Learning Management System (MOODLE) | 0.00% 0 | 5.10% 8 | 52.23% 82 | 42.04% 66 | 0.64% 1 | 157 | 3.37 |
| Registrar's Office | 3.80% 6 | 6.96% 11 | 46.20% 73 | 42.41% 67 | 0.63% 1 | 158 | 3.28 |
| Student Support Services (SSS) | 0.63% 1 | 1.89% 3 | 28.93% 46 | 35.22% 56 | 33.33% 53 | 159 | 3.48 |
| Student Government Association (SGA) | 1.26% 2 | 1.26% 2 | 25.79% 41 | 25.16% 40 | 46.54% 74 | 159 | 3.40 |
| SMARTHINKING (Online Tutoring) | 0.63% 1 | 1.89% 3 | 20.13% 32 | 18.87% 30 | 58.49% 93 | 159 | 3.38 |
| William B. Robertson Library | 0.63% 1 | 1.26% 2 | 35.22% 56 | 28.30% 45 | 34.59% 55 | 159 | 3.39 |

Q11 Please indicate your level of agreement with each of the following statements. I am satisfied with the...

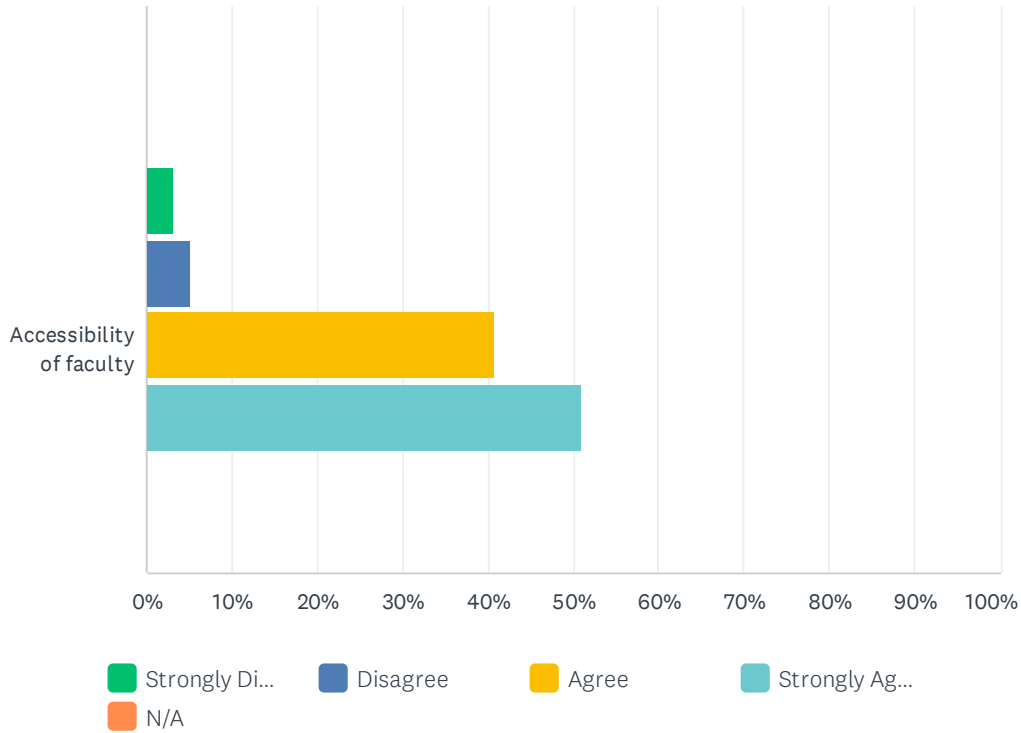
Answered: 155 Skipped: 20



B-State Graduate Exit Survey 2020



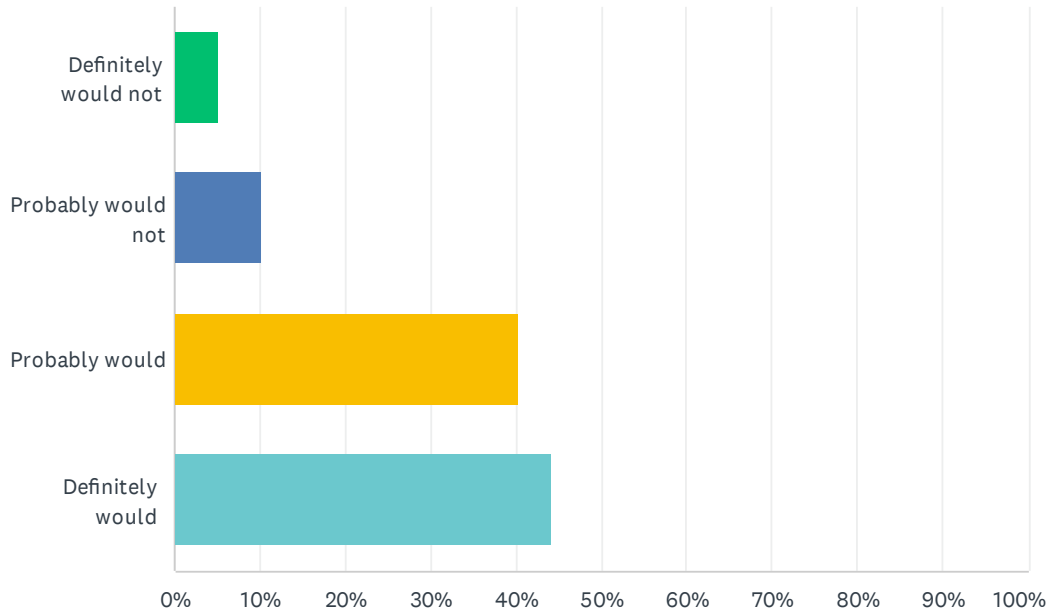
B-State Graduate Exit Survey 2020



| | STRONGLY DISAGREE | DISAGREE | AGREE | STRONGLY AGREE | N/A | TOTAL | WEIGHTED AVERAGE |
|---|-------------------|-------------|--------------|----------------|------------|-------|------------------|
| Content and structure of my major | 1.29% 2 | 3.87% 6 | 40.65% 63 | 54.19% 84 | 0.00% 0 | 155 | 3.48 |
| Overall quality of instruction I received in my major department | 0.65% 1 | 5.81% 9 | 36.77% 57 | 56.77% 88 | 0.00% 0 | 155 | 3.50 |
| Availability of classes | 0.65% 1 | 6.45% 10 | 36.77% 57 | 55.48% 86 | 0.65% 1 | 155 | 3.48 |
| Frequency required courses were offered | 0.00% 0 | 7.74% 12 | 43.87% 68 | 46.45% 72 | 1.94% 3 | 155 | 3.39 |
| Quality of academic program advising by faculty | 1.29% 2 | 8.39% 13 | 34.19% 53 | 54.84% 85 | 1.29% 2 | 155 | 3.44 |
| Quality of career advising by faculty | 0.65% 1 | 9.03% 14 | 35.48% 55 | 50.32% 78 | 4.52% 7 | 155 | 3.42 |
| Degree requirements as they related to my career goals | 1.29% 2 | 6.45% 10 | 38.71% 60 | 53.55% 83 | 0.00% 0 | 155 | 3.45 |
| Communication between faculty and students regarding student needs and concerns | 1.94% 3 | 9.03% 14 | 34.84% 54 | 54.19% 84 | 0.00% 0 | 155 | 3.41 |
| Accessibility of faculty | 3.23% 5 | 5.16% 8 | 40.65% 63 | 50.97% 79 | 0.00% 0 | 155 | 3.39 |

Q12 If you could start over, would you attend BSC?

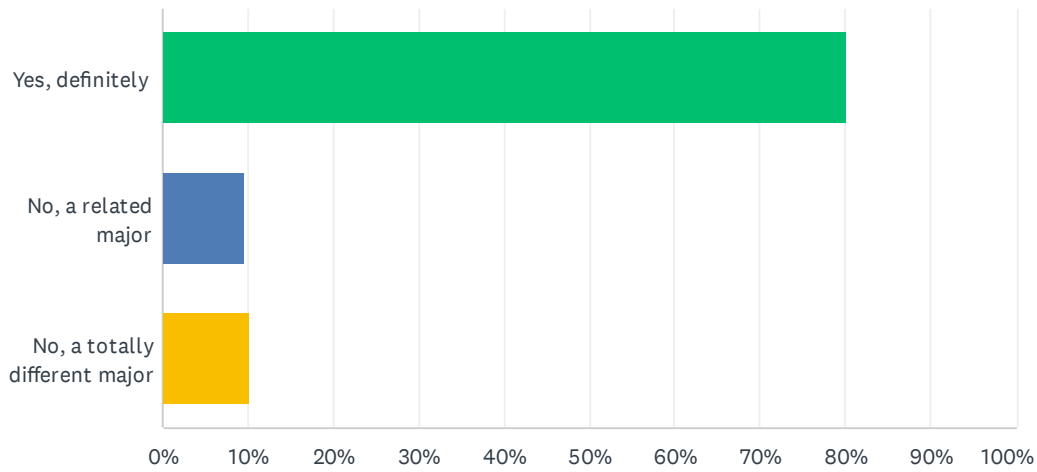
Answered: 156 Skipped: 19



| ANSWER CHOICES | RESPONSES | |
|----------------------|-----------|------------|
| Definitely would not | 5.13% | 8 |
| Probably would not | 10.26% | 16 |
| Probably would | 40.38% | 63 |
| Definitely would | 44.23% | 69 |
| TOTAL | | 156 |

Q13 If you could start over, would you pursue the same major?

Answered: 156 Skipped: 19



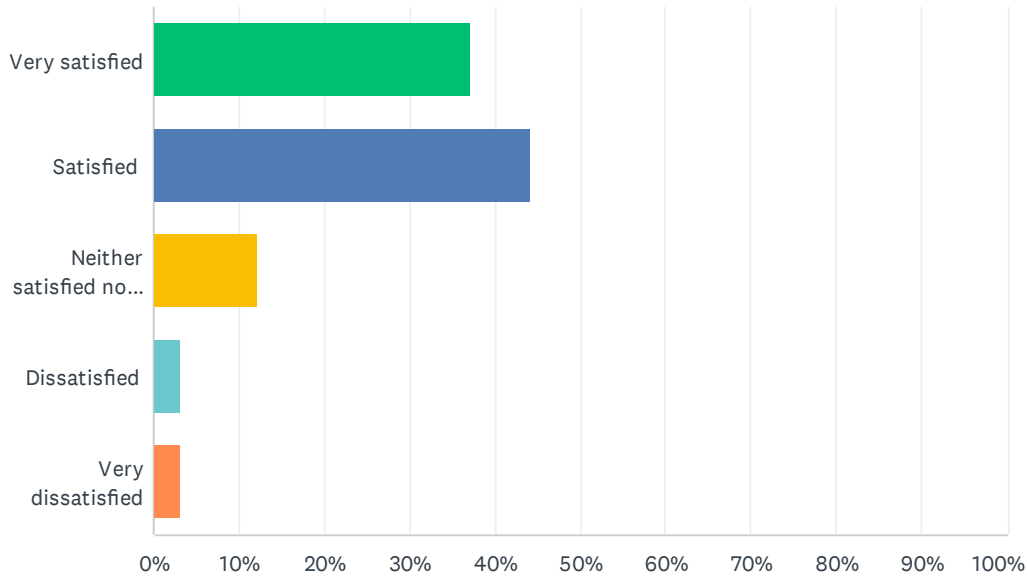
| ANSWER CHOICES | RESPONSES | |
|-------------------------------|-----------|------------|
| Yes, definitely | 80.13% | 125 |
| No, a related major | 9.62% | 15 |
| No, a totally different major | 10.26% | 16 |
| TOTAL | | 156 |

Q14 If you were the President of Bluefield State for one day, what would you change and why?

Answered: 104 Skipped: 71

Q15 Overall, were you satisfied or dissatisfied with your experience at B-State?

Answered: 156 Skipped: 19



| ANSWER CHOICES | RESPONSES | |
|------------------------------------|-----------|------------|
| Very satisfied | 37.18% | 58 |
| Satisfied | 44.23% | 69 |
| Neither satisfied nor dissatisfied | 12.18% | 19 |
| Dissatisfied | 3.21% | 5 |
| Very dissatisfied | 3.21% | 5 |
| TOTAL | | 156 |